City of Carroll

112 E. 5th Street Carroll, Iowa 51401-2799 (712) 792-1000 FAX: (712) 792-0139

MEMO TO: Mike Pogge-Weaver, City Manager MPW

FROM: Jack Wardell, Director of Parks and Recreation JW

DATE: October 16, 2020

SUBJECT: Aquatic Center 2020 Update

A summary of the Aquatic Center financials is below:

Aquatic Center	Revenue	Expenses	Personnel	Services & Commodities	Capital	Deficit
F.Y. 08-09	$ 410	$ 798	$ -	$ 798	$ -	$ (388)
F.Y. 09-10	$ 165,425	$ 95,976	$ 41,308	$ 54,668	$ -	$ 69,449
F.Y. 10-11	$ 138,412	$ 116,976	$ 57,818	$ 54,324	$ 4,834	$ 21,436
F.Y. 11-12	$ 139,281	$ 119,152	$ 49,938	$ 69,214	$ -	$ 20,129
F.Y. 12-13	$ 118,807	$ 112,753	$ 42,823	$ 61,742	$ 8,188	$ 6,054
F.Y. 13-14	$ 106,361	$ 125,520	$ 38,523	$ 86,504	$ 493	$ (19,159)
F.Y. 14-15	$ 98,717	$ 99,351	$ 33,533	$ 61,606	$ 4,212	$ (634)
F.Y. 15-16	$ 122,508	$ 113,659	$ 44,276	$ 63,639	$ 5,744	$ 8,849
F.Y. 16-17	$ 109,314	$ 132,605	$ 63,336	$ 69,269	$ -	$ (23,291)
F.Y. 17-18	$ 100,489	$ 130,161	$ 61,781	$ 65,207	$ 3,173	$ (29,672)
F.Y. 18-19	$ 87,857	$ 124,482	$ 64,651	$ 59,831	$ -	$ (36,625)
F.Y. 19-20	$ 47,402	$ 207,547	$ 61,749	$ 45,710	$ 100,087	$ (160,145)
Totals	$ 1,234,983	$ 1,171,433	$ 559,736	$ 692,512	$ 126,731	$ (143,997)

This past year the City had three projects at the Aquatic Center:

I. Painting and caulking of the pool	$ 41,555
II. Pool Heater	$ 43,000
III. New water pads	$ 15,532
	$100,087

Attendance this year was extremely low due to COVID 19. Attendance was 5,498 patrons for the season. A typical season ranges from 14,000 – 17,000 patrons per season.

Membership and Fees:	Current	Proposed
Family Season Pass	$190.00	$200.00
Caregiver	$25.00	$30.00
Single (4 years & older)	$95.00	$100.00
Bulk Rate	$400.00 (100 punches)	$425.00
Daily Admission	$6.00 (4 years and Older)	$7.00

Recommendation: For the Mayor and City Council consider and approve the new proposed rates at the Carroll Family Aquatic Center for the 2021 season.

City of Carroll

112 E. 5th Street Carroll, Iowa 51401-2799 (712) 792-1000 FAX: (712) 792-0139

MEMO TO: Mike Pogge-Weaver, City Manager MJP-W

FROM: Jack Wardell, Director of Parks & Recreation JW

DATE: October 16, 2020

SUBJECT: Proposed Carroll Municipal Golf Course Fees

The following information shows the history of number of golf course memberships and revenue vs. expenses for the fiscal years 2000 through 2019.

Year	Members		Revenue	Expenditures	Profit/Loss
2000	799	F.Y. 00	$370,013	$301,428	$ 68,585
2001	604	F.Y. 01	$302,698	$255,468	$ 47,230
2002	453	F.Y. 02	$273,508	$282,518	$ (9,010)
2003	450	F.Y. 03	$218,752	$287,716	$ (68,964)
2004	514	F.Y. 04	$324,184	$328,270	$ (4,086)
2005	531	F.Y. 05	$341,234	$361,560	$ (20,326)
2006	534	F.Y. 06	$365,653	$349,718	$ 15,935
2007	497	F.Y. 07	$350,744	$362,951	$ (12,207)
2008	499	F.Y. 08	$363,795	$424,065	$ (60,270)
2009	446	F.Y. 09	$417,939	$372,701	$ 45,238
2010	410	F.Y. 10	$373,865	$384,970	$ (11,105)
2011	437	F.Y. 11	$443,310	$415,899	$ 27,411
2012	438	F.Y. 12	$422,531	$443,905	$ (21,374)
2013	450	F.Y. 13	$384,353	$396,528	$ (12,175)
2014	453	F.Y. 14	$473,668	$438,191	$ 35,477
2015	449	F.Y. 15	$409,184	$455,244	$ (46,060)
2016	427	F.Y. 16	$434,228	$414,341	$ 19,887
2017	414	F.Y. 17	$417,467	$443,514	$ (26,047)
2018	392	F.Y. 18	$392,479	$441,636	$ (49,157)
2019	379	F.Y. 19	$413,640	$476,265	$ (87,006)
2020	388	F.Y. 20	$378,977	$442,771	$(63,794)

The last fee increase at the Carroll Municipal Golf Course was January 2019. The following are all proposed increases that will need City Council approval

MEMBERSHIPS

	Current 01/01/2019	Proposed 01/01/2021
Family	$781.00	$820.00
Adult	$509.00	$534.00
Senior	$458.00	$481.00
Senior Couple	$703.00	$738.00
Student	$232.00	$244.00

Golfers do have the option of taking advantage of paying for any membership over a twelve-month period. If the golfer pays over the twelve months, payments are and would be:

	Current 03/01/2019	Proposed 01/01/2021
Family	$65.08	$68.33
Adult	$42.41	$44.50
Senior	$38.16	$40.08
Senior Couple	$58.58	$61.50
Student	$19.33	$19.33

The current daily rates are also recommended for a slight increase. The following is the recommendation from staff:

GREEN FEES

CURRENT		WEEKDAYS	WEEKENDS
	9 Holes	$16.50	$19.00
	18 Holes	$25.00	$29.00
PROPOSED		WEEKDAYS	WEEKENDS
	9 Holes	$17.00	$20.00
	18 Holes	$27.50	$32.00

GOLF CART RENTAL SEASONAL

Current	Proposed
$480.00	$495.00

RECOMMENDATION: For the Mayor and City Council to consider and approve to the fees outlined in this memorandum.

MUNICIPAL GOLF COURSE
REVENUES VS. EXPENDITURES

Fiscal Year	Revenue	Expenditures	Net Gain or Loss
1984-85	$74,931	$63,890	$11,041
1985-86	$85,451	$83,251	$2,200
1986-87	$122,545	$137,856	($15,311)
1987-88	$127,470	$129,379	($1,909)
1988-89	$142,681	$135,629	$7,052
1989-90	$161,606	$155,185	$6,421
1990-91	$188,742	$145,956	$42,786
1991-92	$233,273	$166,336	$66,937
1992-93	$209,270	$219,874	($10,604)
1993-94	$229,480	$209,002	$20,478
1994-95	$260,936	$220,126	$40,810
1995-96	$273,067	$249,416	$23,651
1996-97	$309,880	$231,895	$77,985
1997-98	$327,199	$269,129	$58,070
1998-99	$349,218	$322,995	$26,223
1999-00	$370,013	$301,428	$68,585
2000-01	$302,698	$302,698	$0
2001-02	$273,508	$282,518	($9,010)
2002-03	$218,752	$287,716	($68,964)
2003-04	$324,184	$328,270	($4,086)
2004-05	$341,234	$361,560	($20,326)
2005-06	$365,653	$349,718	$15,935
2006-07	$350,744	$362,951	($12,207)
2007-08	$363,795	$424,065	($60,270)
2008-09	$417,939	$372,701	$45,238
2009-10	$373,865	$384,970	($11,105)
2010-11	$443,310	$415,899	$27,411
2011-12	$422,531	$443,905	($21,374)
2012-13	$384,353	$396,528	($12,175)
2013-14	$473,668	$438,191	$35,477
2014-15	$409,184	$455,244	($46,060)
2015-16	$434,228	$414,341	$19,887
2016-17	$417,467	$443,515	($26,048)
2017-18	$392,480	$441,637	($49,157)
2018-19	$413,640	$476,265	($62,625)
2019-20	$378,977	$442,771	($63,794)
TOTALS	$10,967,972	$10,866,810	$101,162

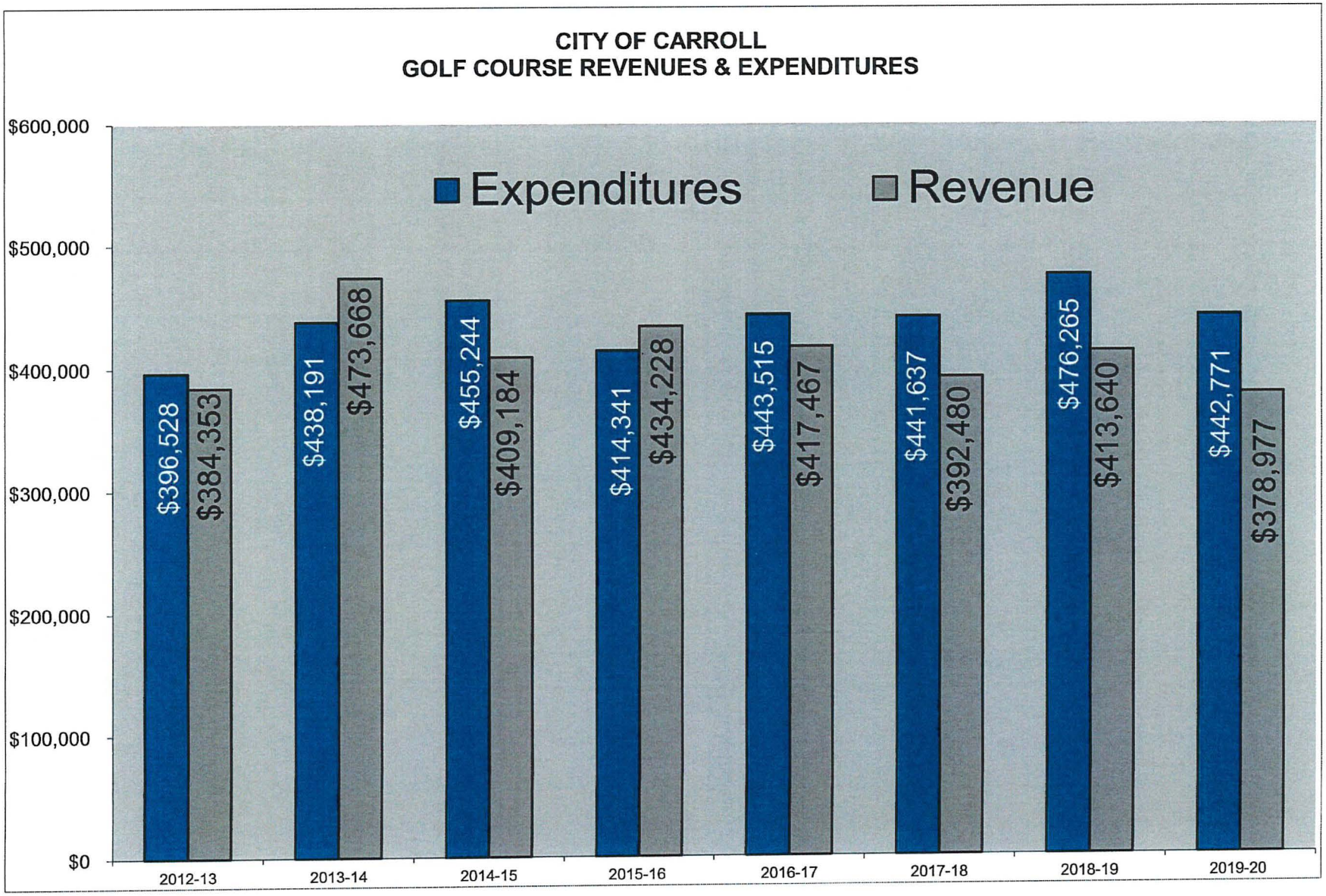
CITY OF CARROLL
GOLF COURSE REVENUES & EXPENDITURES
Expenditures
Revenue
$600,000
$500,000
$400,000
$300,000
$200,000
$100,000
$0
$396,528
$384,353
$438,191
$473,668
$455,244
$409,184
$414,341
$434,228
$443,515
$417,467
$441,637
$392,480
$476,265
$413,640
$442,771
$378,977
2012-13
2013-14
2014-15
2015-16
2016-17
2017-18
2018-19
2019-20

MUNICIPAL GOLF COURSE
REVENUES

Year	Total Members	Total Revenue	Memberships	Green Fees	Cart Rentals	Trail Fees
1985		$84,138	$57,042	$27,095		
1986		$89,845	$60,265	$29,580		
1987		$113,500	$75,010	$38,490		
1988		$125,930	$86,679	$39,251		
1989		$159,054	$92,477	$48,200	$16,577	$1,800
1990		$166,153	$104,988	$44,168	$15,185	$1,812
1991		$196,665	$108,324	$60,831	$25,099	$2,410
1992		$219,469	$123,404	$63,105	$29,096	$3,864
1993		$219,264	$140,183	$48,780	$25,330	$4,971
1994		$255,972	$128,918	$75,809	$44,176	$7,069
1995		$269,468	$139,114	$76,312	$45,076	$8,966
1996		$267,573	$151,056	$67,093	$38,082	$11,342
1997		$335,353	$168,130	$92,216	$63,698	$11,309
1998		$324,482	$166,359	$77,865	$66,748	$13,511
1999		$341,212	$179,635	$81,171	$64,938	$15,469
2000	799	$358,064	$195,694	$76,009	$67,506	$18,856
2001	604	$300,410	$164,418	$69,846	$46,824	$19,323
2002	453	$240,540	$126,101	$55,853	$39,539	$19,047
2003	450	$259,654	$125,452	$69,509	$43,936	$20,757
2004	514	$330,825	$168,580	$86,734	$53,696	$21,815
2005	531	$363,221	$188,170	$85,845	$64,306	$24,899
2006	534	$362,365	$197,509	$80,148	$60,460	$24,248
2007	497	$368,807	$205,035	$80,719	$57,775	$25,279
2008	499	$373,002	$201,887	$80,060	$64,020	$27,036
2009	446	$384,664	$199,596	$92,493	$65,373	$27,202
2010	410	$378,822	$186,856	$95,945	$68,059	$27,961
2011	437	$386,120	$188,649	$95,991	$73,541	$27,939
2012	438	$405,577	$195,277	$103,729	$78,151	$28,420
2013	450	$411,118	$176,053	$129,329	$70,821	$30,761
2014	453	$430,438	$219,866	$102,614	$71,751	$36,207
2015	449	$407,464	$213,047	$89,637	$74,280	$30,461
2016	427	$400,096	$209,563	$88,369	$71,305	$31,546
2017	414	$395,570	$207,208	$87,363	$88,212	$30,051

2018	392	$383,478	$218,886	$80,588	$60,092	$36,357
2019	379	$353,613	$182,242	$82,242	$82,039	$31,841
2020 YTD	339	$345,408	$161,638	$92,807	$64,961	$27,843
Total		$10,807,334	$5,713,310	$2,695,796	$1,800,651	$650,372

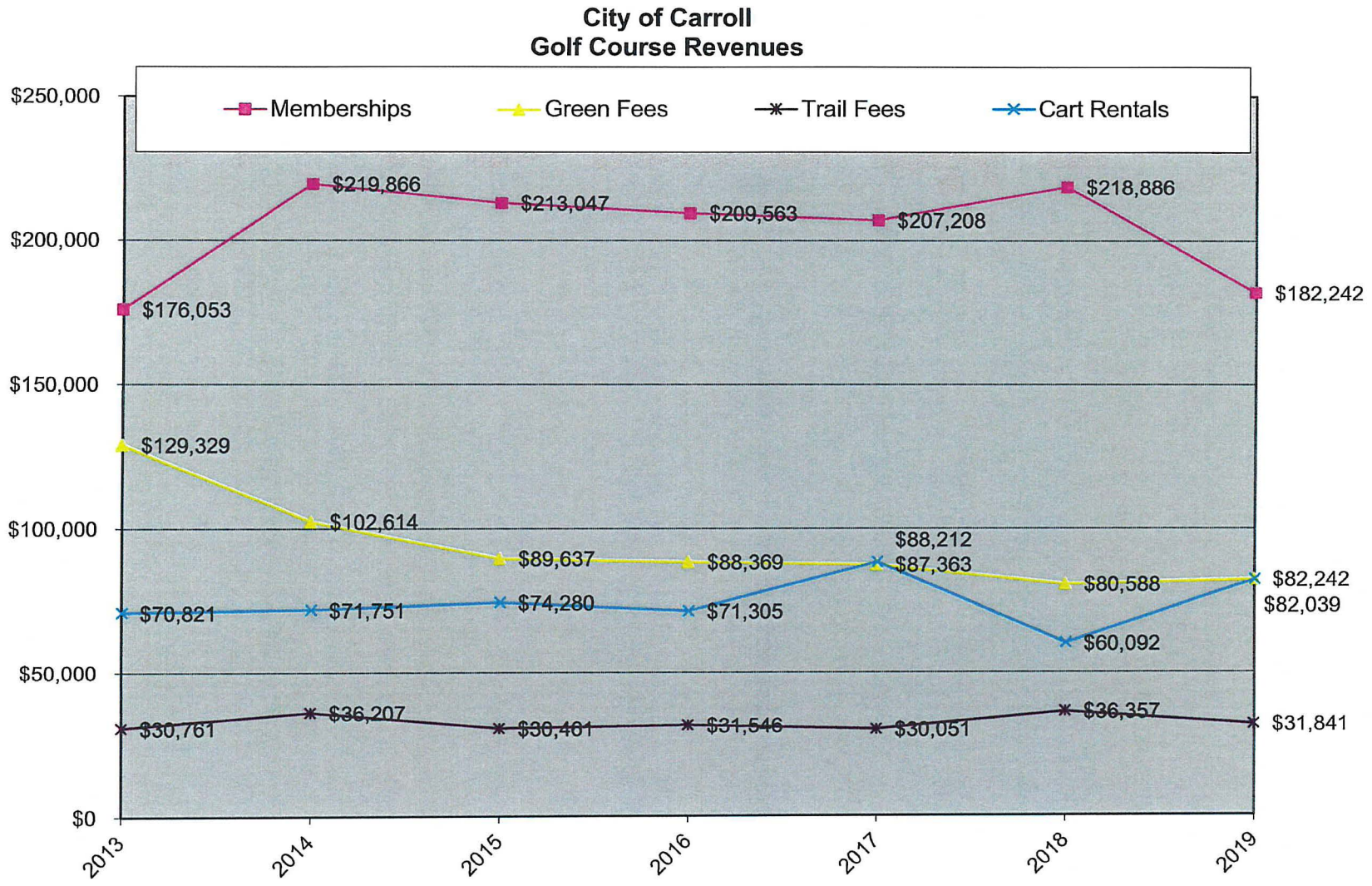
City of Carroll
Golf Course Revenues
Memberships
Green Fees
Trail Fees
Cart Rentals
$250,000
$200,000
$150,000
$100,000
$50,000
$0
2013
2014
2015
2016
2017
2018
2019
$176,053
$219,866
$213,047
$209,563
$207,208
$218,886
$182,242
$129,329
$102,614
$89,637
$88,369
$88,212
$87,363
$80,588
$82,242
$82,039
$70,821
$71,751
$74,280
$71,305
$60,092
$30,761
$36,207
$30,461
$31,546
$30,051
$36,357
$31,841

Mem Data

MUNICIPAL GOLF COURSE
MEMBERSHIP DATA

Year	Total Memberships	Resident Members		Non-Resident Members	
1985	563	481	85.44%	82	14.56%
1986	460	402	87.39%	58	12.61%
1987	495	436	88.08%	59	11.92%
1988	559	471	84.26%	88	15.74%
1989	606	500	82.51%	106	17.49%
1990	646	520	80.50%	126	19.50%
1991	681	557	81.79%	124	18.21%
1992	786	646	82.19%	140	17.81%
1993	690	568	82.32%	122	17.68%
1994	742	601	81.00%	141	19.00%
1995	777	657	84.56%	120	15.44%
1996	769	643	83.62%	126	16.38%
1997	829	699	84.32%	130	15.68%
1998	814	688	84.52%	126	15.48%
1999	801	683	85.27%	118	14.73%
2000	799	686	85.86%	113	14.14%
2001	604	525	86.92%	79	13.08%
2002	453	392	86.53%	61	13.47%
2003	450	387	86.00%	63	14.00%
2004	514	453	88.13%	61	11.87%
2005	531	460	86.63%	71	13.37%
2006	534	469	87.83%	65	12.17%
2007	497	430	86.52%	67	13.48%
2008	499	443	88.78%	56	11.22%
2009	446	396	88.79%	50	11.21%
2010	410				
2011	437				
2012	438				
2013	450				
2014	453				
2015	449				
2016	427				
2017	414				
2018	392				
2019	379				
2020	339				

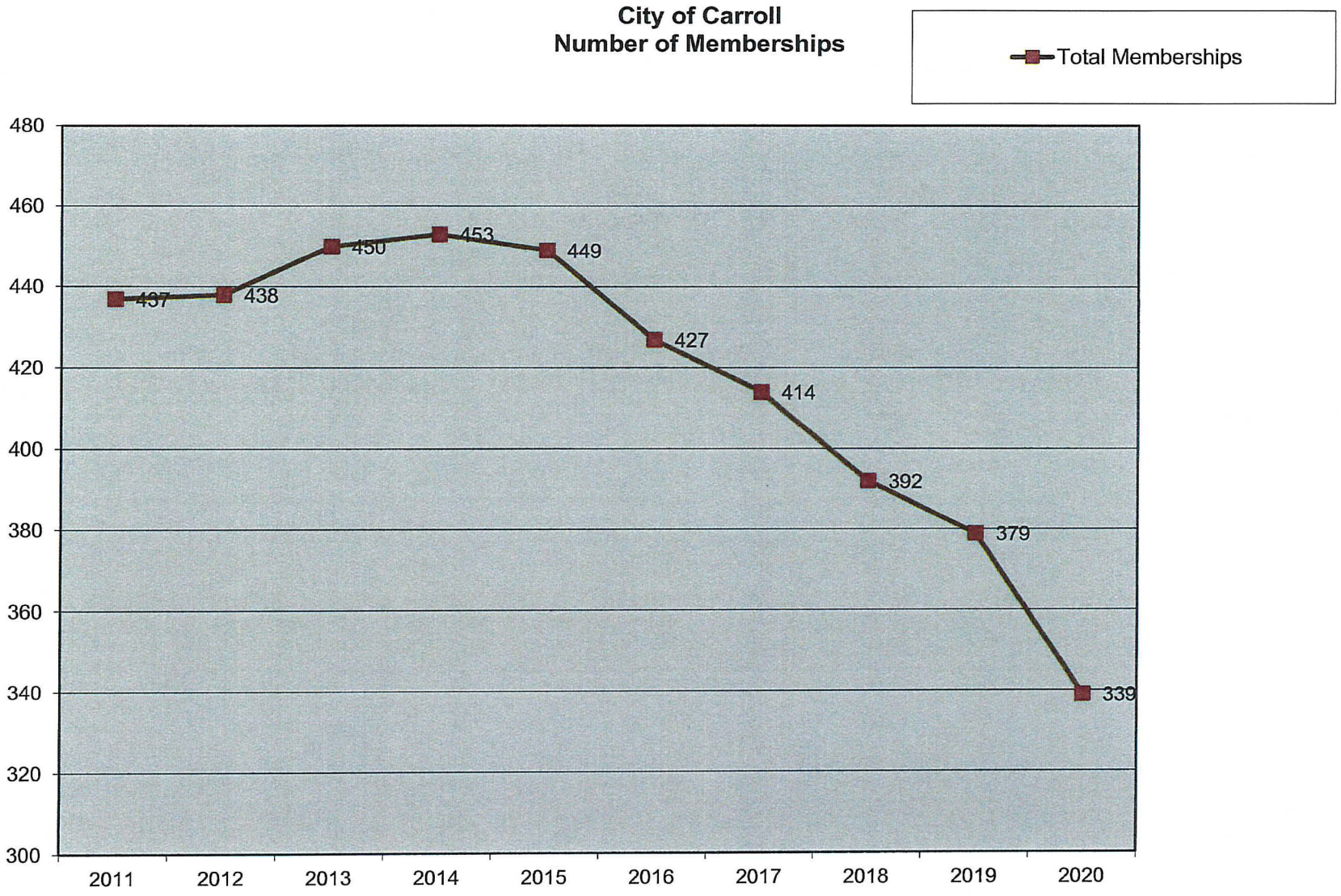
City of Carroll
Number of Memberships
Total Memberships
480
460
440
420
400
380
360
340
320
300
437
438
450
453
449
427
414
392
379
339
2011
2012
2013
2014
2015
2016
2017
2018
2019
2020

MUNICIPAL GOLF COURSE
MEMBERSHIP CATEGORIES

	1985	1986	1987	1988	1989	1990	1991	1992	1993	1994	1995	1996	1997	1998	1999	2000	2001	2002	2003	2004	2005	2006	2007	2008	2009	2010	2011	2012	2013	2014	2015	2016	2017	2018	2019	2020
Resident Adult	216	198	225	247	256	249	268	303	278	274	317	309	321	331	332	331	268	226	219	256	257	265	241	239	226	166	188	198	209	210	208	191	191	184	173	141
Resident Family	201	157	153	165	171	196	193	230	204	210	209	215	214	215	223	221	181	132	126	138	155	158	154	155	138	132	126	137	117	117	100	99	95	88	73	75
Resident Youth	64	47	58	45	55	54	66	79	63	81	82	70	107	102	85	82	49	29	29	42	48	38	35	36	32	38	47	29	23	24	26	20	9	4	14	19
College Students	0	0	0	14	18	21	30	34	23	36	49	48	57	50	43	51	27	5	13	17	13	12	0	0	0	N/A	N/A	N/A	N/A	N/A	N/A	N/A	N/A	N/A	N/A	N/A
Non-Resident Adult	34	22	26	40	50	58	66	67	61	68	53	53	52	40	47	60	35	40	39	37	34	41	38	28	28	N/A	N/A	N/A	N/A	N/A	N/A	N/A	N/A	N/A	N/A	N/A
Non-Resident Family	43	33	28	43	45	53	48	61	48	49	46	43	46	37	42	34	28	13	14	15	16	9	11	12	9	N/A	N/A	N/A	N/A	N/A	N/A	N/A	N/A	N/A	N/A	N/A
Non- Resident Youth	5	3	5	5	11	15	10	12	13	24	21	30	32	42	29	20	16	8	10	9	8	11	18	11	13	N/A	N/A	N/A	N/A	N/A	N/A	N/A	N/A	N/A	N/A	N/A
Senior	N/A	N/A	N/A	N/A	N/A	N/A	N/A	N/A	N/A	N/A	N/A	N/A	N/A	N/A	N/A	N/A	N/A	N/A	N/A	N/A	N/A	N/A	N/A	N/A	N/A	74	76	74	76	76	82	88	89	87	91	77
Senior Couple	N/A	N/A	N/A	N/A	N/A	N/A	N/A	N/A	N/A	N/A	N/A	N/A	N/A	N/A	N/A	N/A	N/A	N/A	N/A	N/A	N/A	N/A	N/A	N/A	N/A	N/A	N/A	N/A	25	26	33	29	30	29	28	27
Total	563	460	495	559	606	646	681	786	690	742	777	768	829	817	801	799	604	453	450	514	531	534	497	481	446	410	437	438	450	453	449	427	414	392	379	339

MUNICIPAL GOLF COURSE
GREEN FEES

Year	No. of Green Fees	Fees Collected
1985	4876	$27,095
1986	5192	$29,580
1987	5714	$38,490
1988	5755	$39,251
1989	7139	$48,200
1990	6333	$44,168
1991	8742	$60,831
1992	8331	$63,105
1993	6233	$48,780
1994	8022	$75,809
1995	7209	$76,312
1996	5756	$67,093
1997	7935	$92,215
1998	6597	$77,865
1999	6219	$81,171
2000	5552	$76,009
2001	4855	$69,846
2002	4139	$55,853
2003	4447	$69,509
2004	4558	$86,734
2005	5065	$86,098
2006	4715	$80,148
2007	4855	$82,529
2008	4556	$77,449
2009	5441	$92,493
2010	5644	$95,945
2011	6126	$95,991
2012	6102	$103,729
2013	7608	$129,329
2014	6036	$102,614
2015	5273	$89,637
2016	5198	$88,369
2017	5139	$87,363
2018	4740	$80,588
2019	4838	$82,242
2020 YTD	5351	$90,963

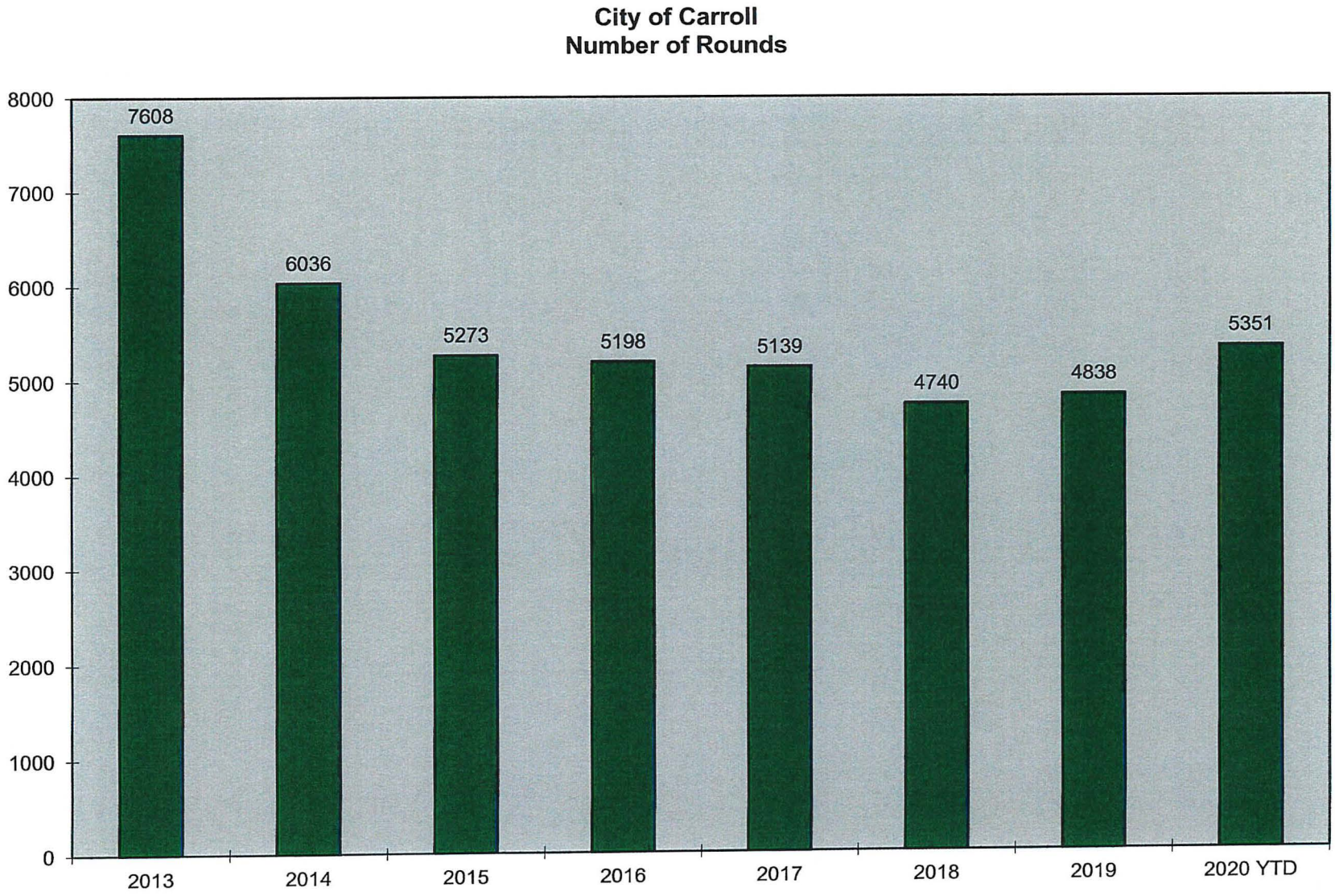
City of Carroll
Number of Rounds
8000
7000
6000
5000
4000
3000
2000
1000
0
7608
6036
5273
5198
5139
4740
4838
5351
2013
2014
2015
2016
2017
2018
2019
2020 YTD

City of Carroll

112 E. 5th Street Carroll, Iowa 51401-2799 (712) 792-1000 FAX: (712) 792-0139

MEMO TO: Mike Pogge-Weaver, City Manager MJPW

FROM: Jack Wardell, Director of Parks and Recreation JW

DATE: October 16, 2020

SUBJECT: Carroll Recreation Center Fees

- Ordinance - Proposed Carroll Recreation Center Membership Rates

The last time memberships were raised was November 2018. As personnel and services, and capital items are steadily increasing memberships should see a moderate increase. Below is the recommendation of the staff.

The current rates are as follows:

YEARLY MEMBERSHIP (updated – January 1, 2019) - Ordinance 114.03

	Current		**Proposed**	**PAMP**
Family	$453.00	Family	$474.00	$39.50
Single Parent	$399.00	Single Parent	$420.00	$35.00
Adult	$228.00	Adult	$240.00	$20.00
College Student	$204.00	College Student	$216.00	$18.00
Youth	$156.00	Youth	$168.00	$14.00
Senior	$204.00	Senior	$216.00	$18.00
Senior Couple	$360.00	Senior Couple	$378.00	$31.50

24 Hours Access $10.00/month/person additional to yearly membership

MONTHLY MEMBERSHIP (updated – November 2018)

	Current:		**Proposed:**
Family	$50.00	Family	$52.00
Single Parent	$47.00	Single Parent	$49.00
Adult	$31.00	Adult	$33.00
College Student	$29.00	College Student	$31.00
Youth	$23.00	Youth	$25.00
Senior	$29.00	Senior	$31.00
Senior Couple	$45.00	Senior Couple	$47.00

Additionally, with this rate change, the former low-income daily rates are being eliminated and a new monthly low-income rate is being added. The proposed rates are half the PAMP rates and are as follows:

Family	$19.75
Single Parent	$17.50
Adult	$10.00
College Student	$9.00
Youth	$7.00
Senior	$9.00
Senior Couple	$15.75
24 Hour Access	$20.00/per month***

***Only available with above monthly membership.

The daily rates are also proposed to increase by $1.00 as follows:

	Current		**Proposed**
Adult	$8.00	Adult	$9.00
Youth	$5.00	Youth	$6.00

If new rates are approved the recommendation would be to have rates changed January 1, 2021. This would allow staff time to inform the members of the new rates by mailing out postcards with the new rates.

RECOMMENDATION: For the Mayor and City Council to consider the fees outlined in this memorandum.

2013 Membership (Members)

	January	February	March	April	May	June	July	August	September	October	November	December
Adult	493	509	547	544	502	478	458	457	459	469	475	472
College Student	0	2	8	7	9	14	16	11	11	16	20	16
Family	2517	2501	2436	2359	2271	2273	2221	2245	2181	2307	2463	2450
Senior	191	182	196	193	165	150	142	146	144	154	172	167
Senior Couple	0	20	26	30	34	34	32	32	36	44	52	54
Single Parent	0	26	65	75	68	58	52	49	54	68	76	65
Youth	77	90	99	91	87	85	73	68	62	66	103	107
Special	25	6	4	5	6	6	6	5	5	6	5	4
Walking	13	11	8	4	0	0	0	0	0	0	0	0
TOTAL	3316	3347	3389	3308	3142	3098	3000	3013	2952	3130	3366	3335

2014 Membership (Members)

	January	February	March	April	May	June	July	August	September	October	November	December
Adult	272	298	261	238	229	217	206	230	241	254	267	269
College Student	23	17	17	13	19	13	16	12	15	16	19	24
Family	1432	1586	1335	1299	1268	1641	1159	1110	1120	1167	1272	1273
Senior	89	82	79	94	74	74	77	83	93	100	96	91
Senior Couple	24	28	22	24	14	16	10	16	18	30	34	26
Single Parent	82	76	72	69	73	63	49	56	52	59	67	70
Youth	64	61	62	36	38	39	40	39	40	41	76	64
Special	2	4	1	2	0	1	4	0	3	0	1	1
Fitness	11	13	15	10	13	11	12	12	10	9	11	27
TOTAL	1999	2165	1864	1785	1728	2075	1573	1558	1592	1676	1843	1845

2015 Membership (Members)

	January	February	March	April	May	June	July	August	September	October	November	December
Adult	298	337	295	272	264	239	249	240	237	242	252	261
College Student	18	15	15	14	22	22	16	16	14	12	20	22
Family	1320	1384	1284	1246	1161	1221	1183	1183	1169	1205	1272	1378
Senior	79	85	78	81	85	80	79	83	81	94	102	108
Senior Couple	38	32	26	32	22	22	36	28	26	42	51	38
Single Parent	89	71	74	74	77	73	77	75	77	74	72	70
Youth	65	50	44	42	45	41	39	56	33	46	91	58
Special	2	0	3	1	1	0	1	0	0	1	3	1
Fitness	16	22	24	26	26	22	24	24	24	23	25	22
TOTAL	1925	1996	1843	1788	1703	1720	1704	1705	1661	1739	1888	1958

2016 Membership (Members)

	January	February	March	April	May	June	July	August	September	October	November	December
Adult	295	307	270	268	243	227	203	225	234	236	245	249
College Student	19	13	19	19	23	37	21	19	13	9	14	25
Family	1356	1326	1298	1315	1235	1242	1159	1158	1172	1244	1407	1434
Senior	118	103	99	109	101	83	84	85	95	103	96	109
Senior Couple	42	30	38	40	34	32	48	40	42	54	60	54
Single Parent	86	82	69	76	79	94	89	94	95	102	115	98
Youth	46	54	42	53	40	44	28	54	33	59	71	66
Special	0	1	0	1	1	1	1	1	1	3	1	1
Fitness	23	25	23	26	26	22	24	25	23	22	23	21
TOTAL	1985	1941	1858	1907	1782	1782	1657	1701	1708	1832	2032	2057

2017 Membership (Members)

	January	February	March	April	May	June	July	August	September	October	November	December
Adult	239	376	531	422	419	417	419	414	433	430	442	429
College Student	6	20	17	18	27	30	25	19	48	47	45	25
Family	697	1877	2117	1962	1963	1975	1942	1900	1945	1951	2022	1881
Senior	49	136	146	151	165	170	165	171	177	185	189	189
Senior Couple	26	78	72	72	68	73	79	80	82	94	96	100
Single Parent	31	123	115	118	127	122	125	118	128	141	142	136
Youth	43	85	66	62	80	79	71	76	75	82	102	97
Special	0	0	0	0	0	0	0	0	0	0	0	0
Fitness	2	33	33	36	27	38	35	30	33	32	32	29
TOTAL	1093	2728	3097	2841	2876	2904	2861	2808	2921	2962	3070	2886

2018 Membership (Members)

	January	February	March	April	May	June	July	August	September	October	November	December
Adult	487	397	452	443	409	404	387	380	251	257	248	256
College Student	56	60	60	60	24	35	29	40	40	46	46	26
Family	2063	1904	1993	1974	1987	1987	1968	1930	1919	1987	2005	1820
Senior	212	209	196	194	192	191	185	182	177	187	185	181
Senior Couple	102	104	100	98	96	90	90	88	98	109	121	121
Single Parent	142	145	134	129	122	127	123	137	126	142	147	150
Youth	92	92	82	74	73	68	73	80	73	81	94	90
Special	0	0	0	0	0	0	0	14	23	25	27	32
Fitness	26	29	24	32	27	30	22	21	33	28	31	20
TOTAL	3180	2940	3041	3004	2930	2932	2877	2872	2740	2862	2904	2696

2019 Membership (Members)

	January	February	March	April	May	June	July	August	September	October	November	December
Adult	292	334	400	406	399	401	397	390	378	370	384	366
College Student	48	48	51	47	28	30	32	46	47	51	49	25
Family	2044	1881	1937	1919	1901	1939	1925	1877	1876	1889	1927	1816
Senior	187	191	196	193	186	191	195	192	192	192	200	198
Senior Couple	123	120	115	107	100	104	104	104	96	99	105	117
Single Parent	151	143	159	159	161	152	137	136	143	140	148	134
Youth	93	89	70	65	67	69	71	76	73	78	79	71
Special	39	49	56	62	63	64	69	77	78	84	85	85
Fitness	21	26	22	28	20	25	27	28	29	24	29	26
TOTAL	2998	2881	3006	2986	2925	2975	2957	2926	2912	2927	3006	2838

2020 Membership (Members)

	January	February	March	April	May	June	July	August	September	October	November	December
Adult	401	354	308	279	285	281	274	270				
College Student	39	42	41	38	11	11	11	13				
Family	1994	1914	1838	1773	1753	1745	1727	1695				
Senior	217	218	194	175	165	159	161	161				
Senior Couple	125	128	112	108	107	99	103	99				
Single Parent	150	140	125	120	116	116	119	110				
Youth	71	80	80	64	64	74	78	86				
Special	98	98	109	109	109	106	108	108				
Fitness	29	33	33	23	21	21	19	19				
TOTAL	3124	3007	2840	2689	2631	2612	2600	2561	0	0	0	0

	2013 Average Daily Use				2014 Average Daily Use			
	Members Use Per Month	Non Member Use Per Month	Total Use Per Month	Daily Ave.	Members Use Per Month	Non Member Use Per Month	Total Use Per Month	Daily Ave.
Jan.	12120	746	12866	429	10806	741	11547	385
Feb.	11299	875	12174	406	9502	824	10326	344
March	11297	1069	12366	412	9641	865	10506	350
April	8427	739	9166	306	7448	563	8011	267
May	6763	732	7495	250	5924	668	6592	220
June	5802	966	6768	226	5798	719	6517	217
July	5442	702	6144	205	4984	563	5547	185
Aug.	5600	636	6236	208	5976	600	6576	219
Sept.	5058	355	5413	180	5841	443	6284	209
Oct.	7017	513	7530	251	6962	400	7362	245
Nov.	8746	739	9485	316	8649	706	9355	312
Dec.	9149	832	9981	333	9117	807	9924	331
Total	96720	8904	105624		90648	7899	98547	
Ave. per mo.	8060	742	8802	293	7554	658	8212	274

	2015 Average Daily Use				2016 Average Daily Use			
	Members Use Per Month	Non Member Use Per Month	Total Use Per Month	Daily Ave.	Members Use Per Month	Non Member Use Per Month	Total Use Per Month	Daily Ave.
Jan.	10048	874	10922	364	10636	1042	11678	389
Feb.	9252	746	9998	333	9079	924	10003	333
March	9011	863	9874	329	8992	1135	10127	338
April	6958	640	7598	253	7599	861	8460	282
May	6702	739	7441	248	6639	761	7400	247
June	6510	584	7094	236	6598	765	7363	245
July	6102	724	6826	228	5614	510	6124	204
Aug.	6020	674	6694	223	6352	611	6963	232
Sept.	5766	393	6159	205	6187	499	6686	223
Oct.	6650	400	7050	235	6998	489	7487	250
Nov.	8170	675	8845	295	8661	680	9341	311
Dec.	8752	829	9581	319	9577	909	10486	350
Total	89941	8141	98082		92932	9186	102118	
Ave. per mo.	7495	678	8174	272	7744	766	8510	284

	2017 Average Daily Use				2018 Average Daily Use			
	Members Use Per Month	Non Member Use Per Month	Total Use Per Month	Daily Ave.	Members Use Per Month	Non Member Use Per Month	Total Use Per Month	Daily Ave.
Jan.	11777	643	12420	414	10604	643	11247	375
Feb.	7793	882	8675	289	9336	882	10218	341
March	7872	1164	9036	301	9499	1214	10713	357
April	7179	927	8106	270	7565	928	8493	283
May	7270	892	8162	272	6018	892	6910	230
June	10241	904	11145	372	5842	904	6746	225
July	9923	839	10762	359	5536	839	6375	213
Aug.	7830	686	8516	284	5704	686	6390	213
Sept.	5725	507	6232	208	5025	507	5532	184
Oct.	7076	746	7822	261	7560	746	8306	277
Nov.	8848	968	9816	327	8708	971	9679	323
Dec.	8276	871	9147	305	8258	922	9180	306
Total	99810	10029	109839		89655	10134	99789	
Ave. per mo.	8318	836	9153	305	7471	845	8316	277

	2019 Average Daily Use				2020 Average Daily Use			
	Members Use Per Month	Non Member Use Per Month	Total Use Per Month	Daily Ave.	Members Use Per Month	Non Member Use Per Month	Total Use Per Month	Daily Ave.
Jan.	10595	1003	11598	387	11525	960	12485	416
Feb.	8934	917	9851	328	10876	965	11841	395
March	9480	1275	10755	359	5087	505	5592	186
April	7245	733	7978	266	CLOSED DUE TO COVID 19			
May	6983	782	7765	259	2376	14	2390	80
June	5984	840	6824	227	3176	187	3363	112
July	6483	770	7253	242	4456	344	4800	160
Aug.	5973	631	6604	220	3994	295	4289	143
Sept.	3466	506	3972	132	3926	213	4139	138
Oct.	7452	560	8012	267	0	0	0	0
Nov.	8921	970	9891	330	0	0	0	0
Dec.	9004	1013	10017	334	0	0	0	0
Total	90520	10000	100520		45416	3483	48899	1630
Ave. per mo.	7543	833	8377	279	4129	317	4445	148

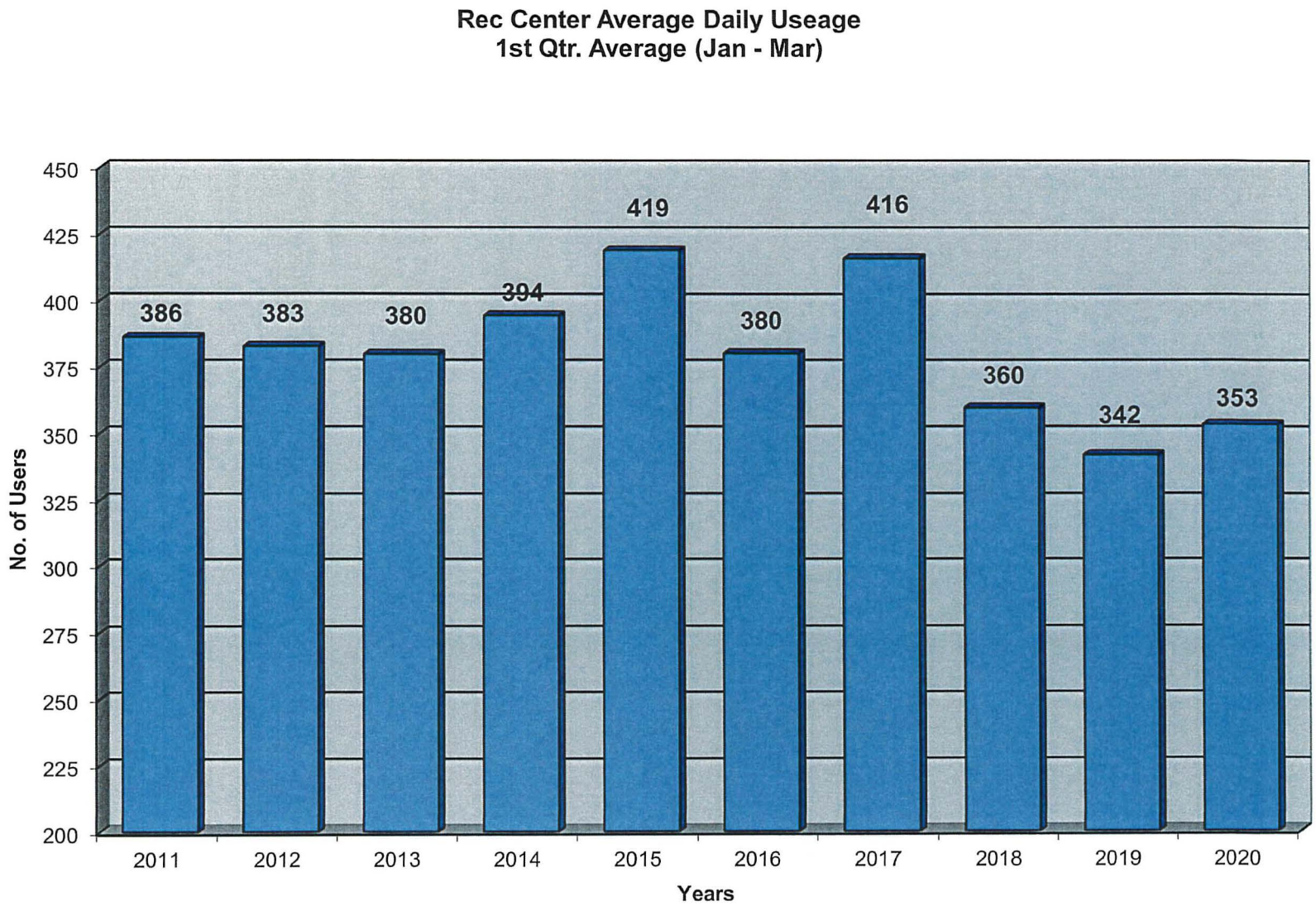
Rec Center Average Daily Useage
1st Qtr. Average (Jan - Mar)
No. of Users
450
425
400
375
350
325
300
275
250
225
200
386
383
380
394
419
380
416
360
342
353
2011
2012
2013
2014
2015
2016
2017
2018
2019
2020
Years

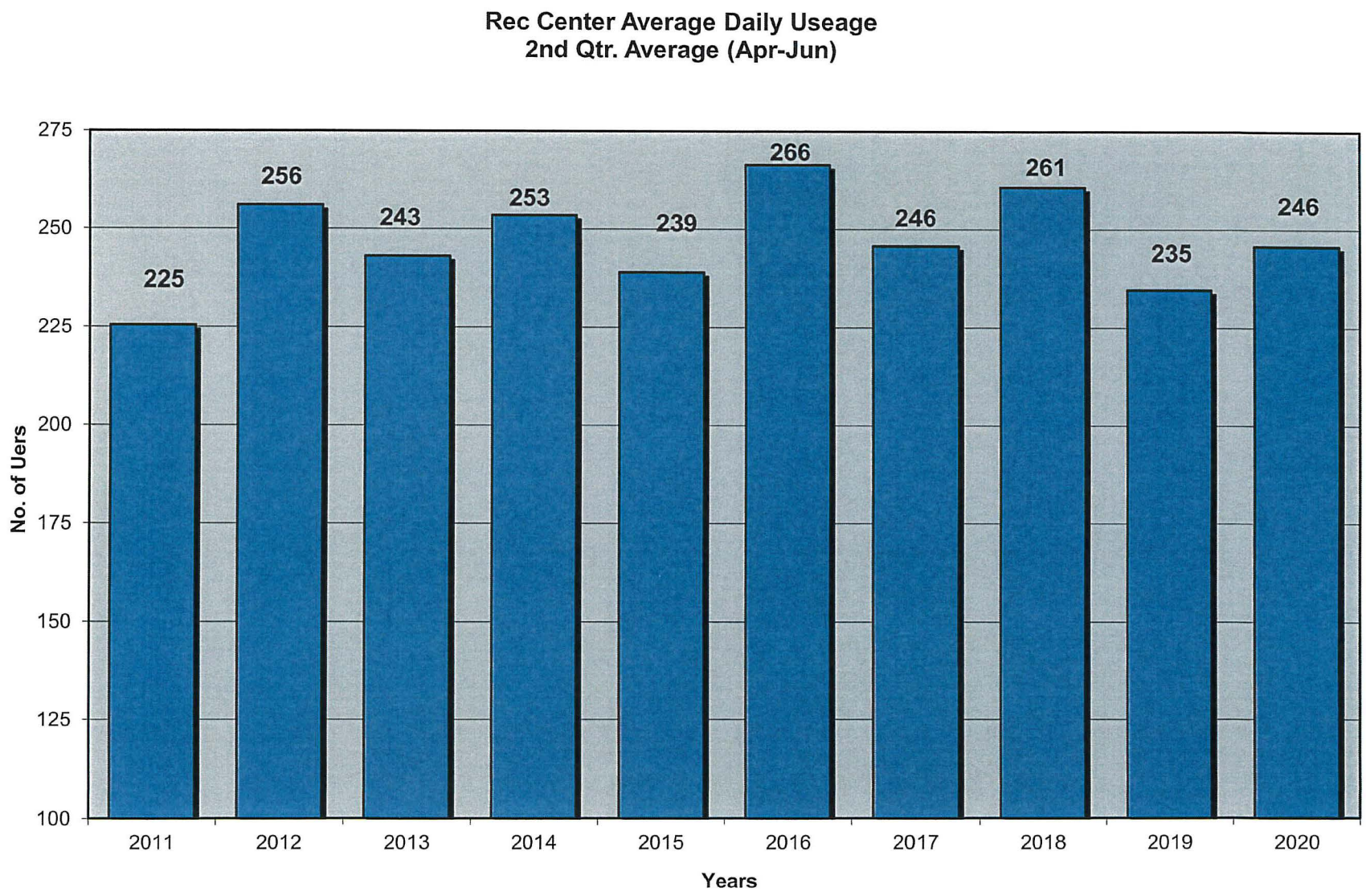
Rec Center Average Daily Useage
2nd Qtr. Average (Apr-Jun)
No. of Uers
275
250
225
200
175
150
125
100
225
256
243
253
239
266
246
261
235
246
2011
2012
2013
2014
2015
2016
2017
2018
2019
2020
Years

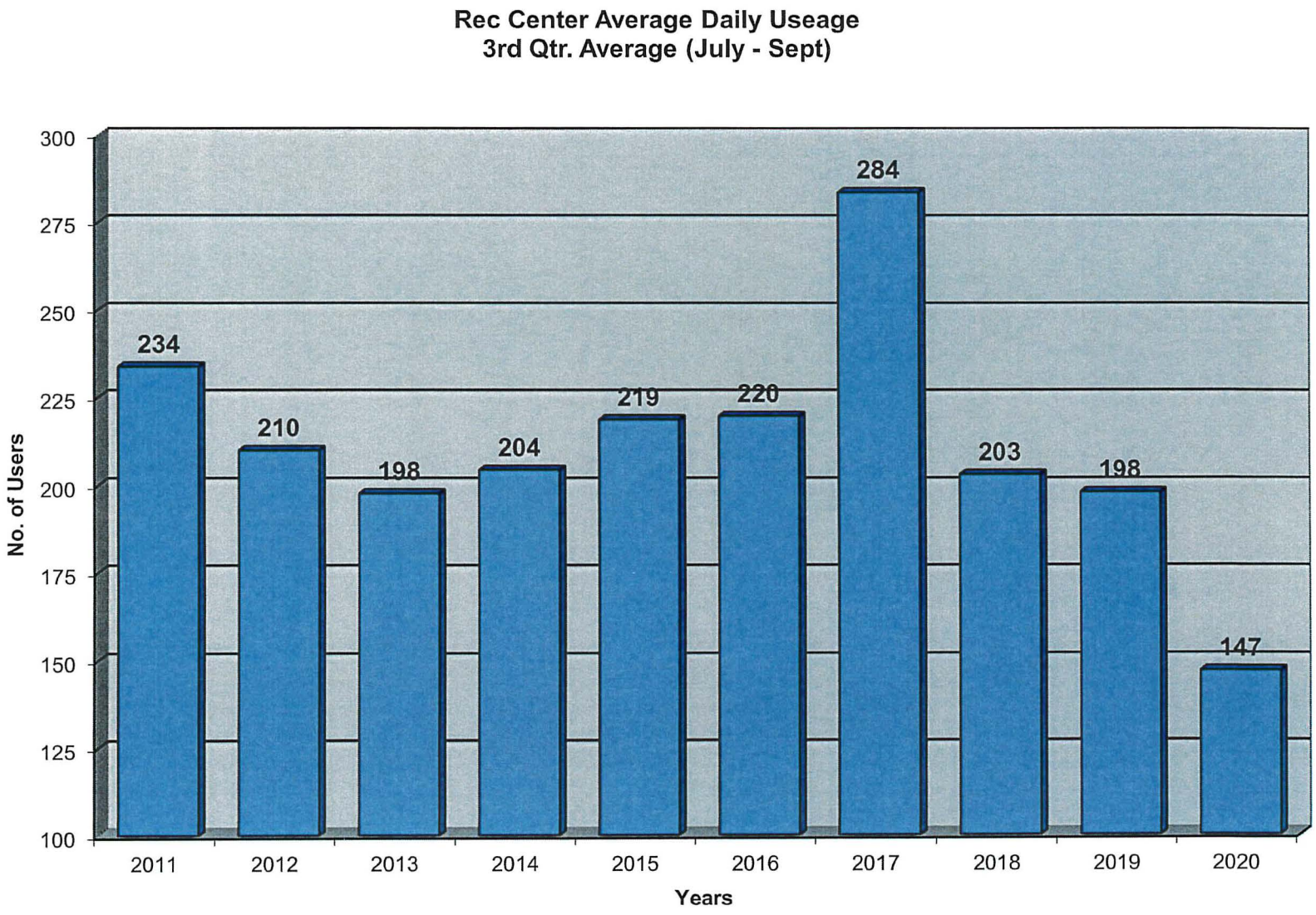
Rec Center Average Daily Useage
3rd Qtr. Average (July - Sept)
No. of Users
300
275
250
225
200
175
150
125
100
234
210
198
204
219
220
284
203
198
147
2011
2012
2013
2014
2015
2016
2017
2018
2019
2020
Years

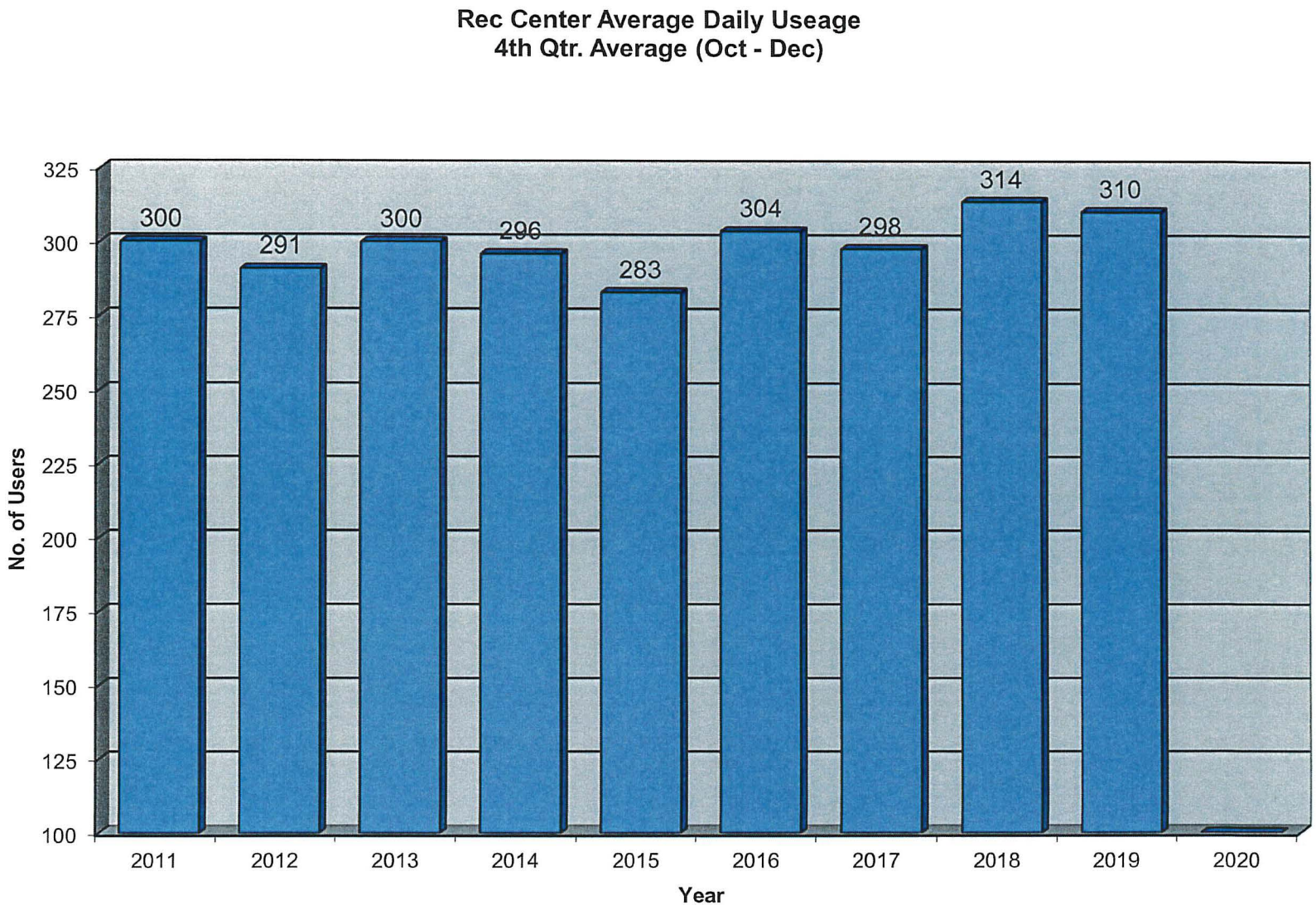
Rec Center Average Daily Useage
4th Qtr. Average (Oct - Dec)
No. of Users
325
300
275
250
225
200
175
150
125
100
300
291
300
296
283
304
298
314
310
2011
2012
2013
2014
2015
2016
2017
2018
2019
2020
Year

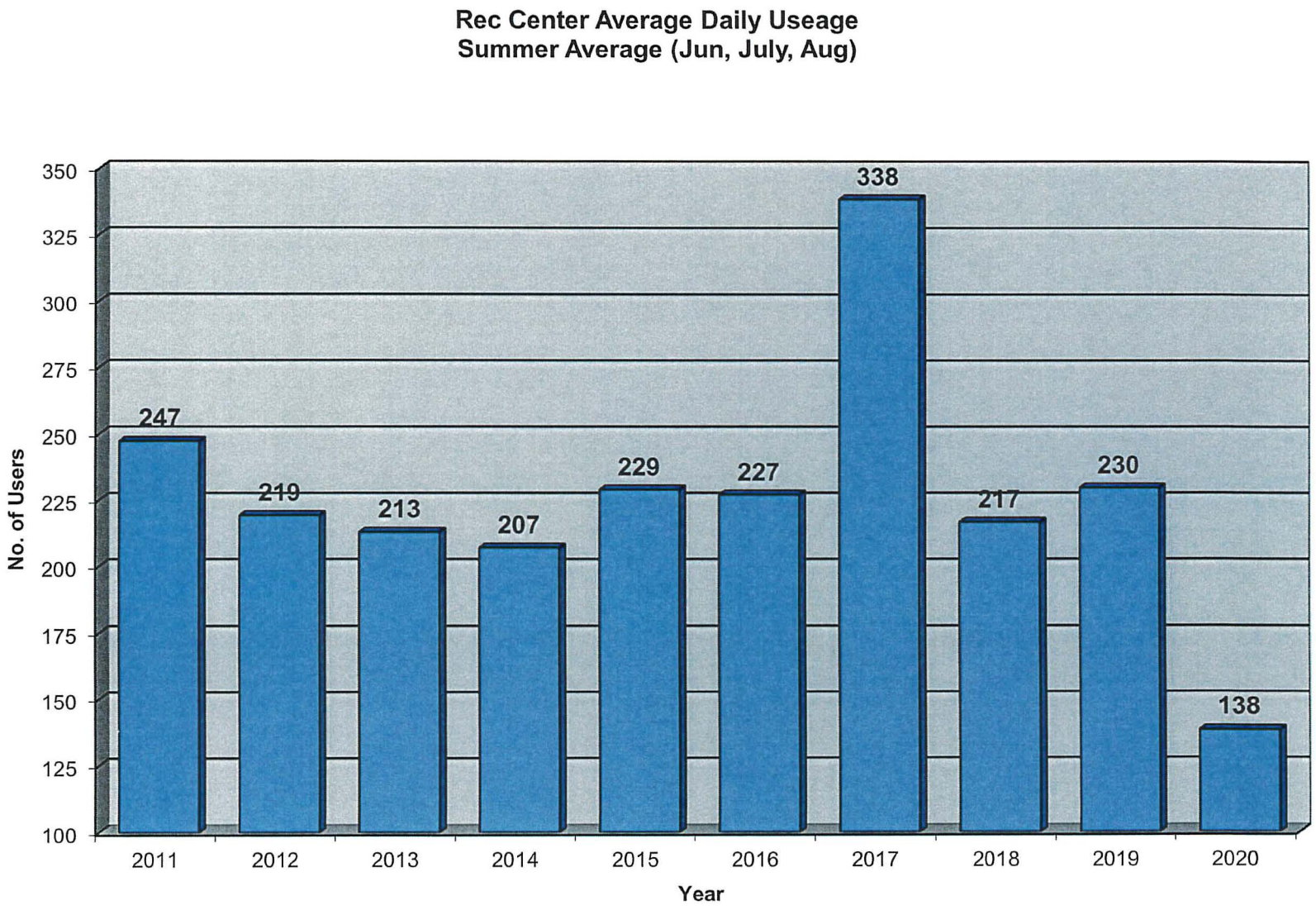
Rec Center Average Daily Useage
Summer Average (Jun, July, Aug)
No. of Users
350
325
300
275
250
225
200
175
150
125
100
247
219
213
207
229
227
338
217
230
138
2011
2012
2013
2014
2015
2016
2017
2018
2019
2020
Year

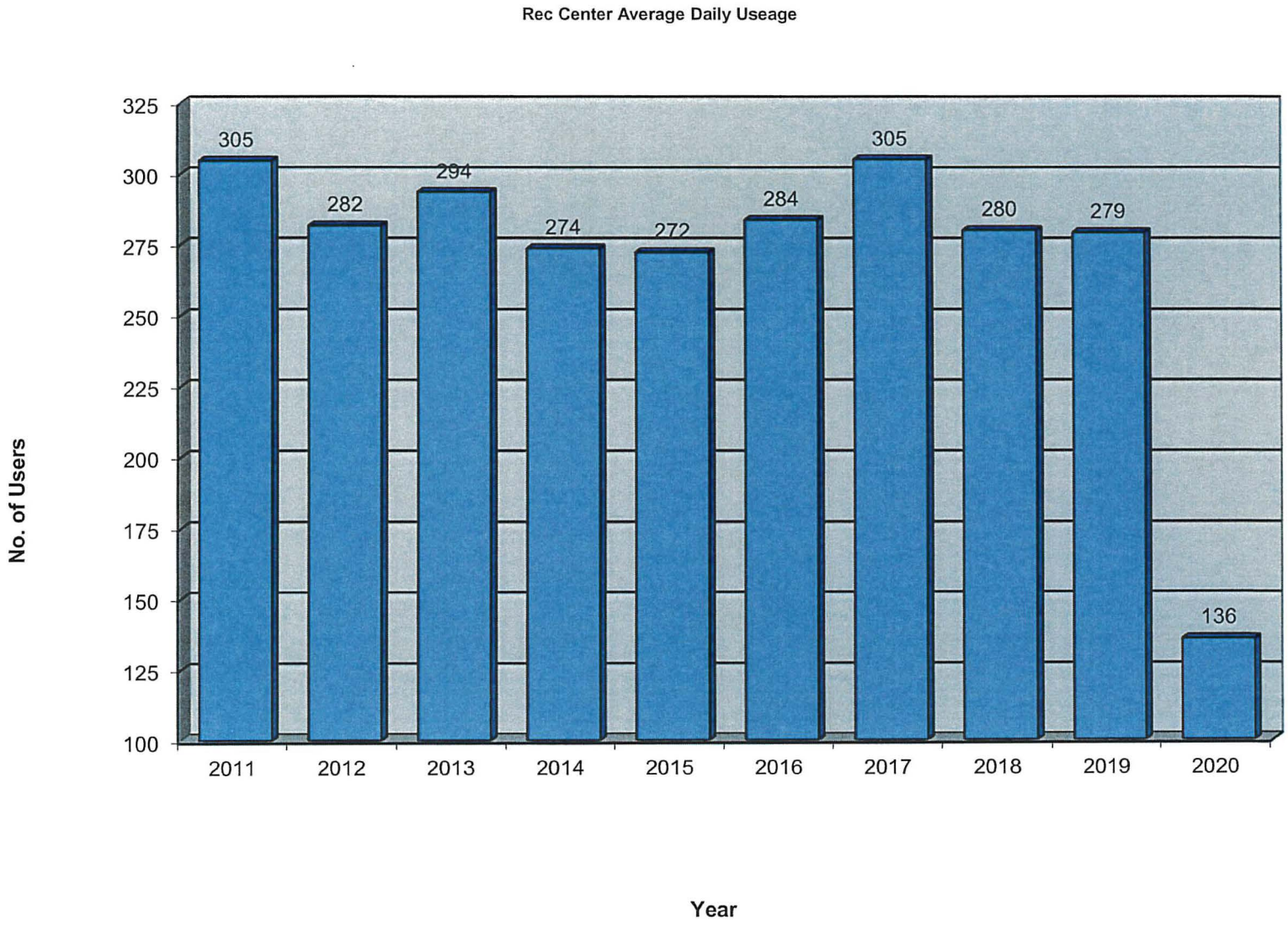
Rec Center Average Daily Useage
No. of Users
325
300
275
250
225
200
175
150
125
100
305
282
294
274
272
284
305
280
279
136
2011
2012
2013
2014
2015
2016
2017
2018
2019
2020
Year

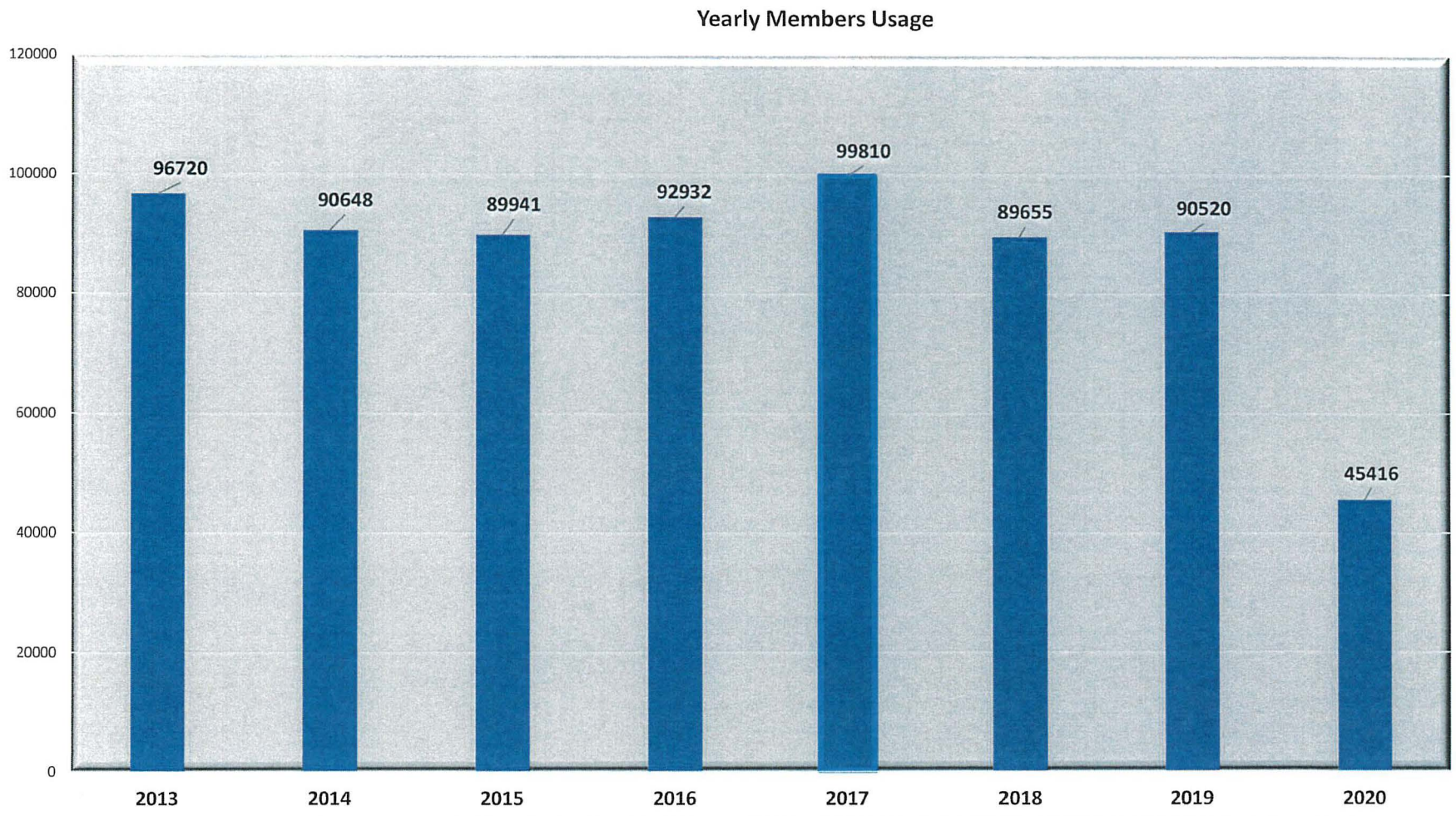
Yearly Members Usage
120000
100000
80000
60000
40000
20000
0
96720
90648
89941
92932
99810
89655
90520
45416
2013
2014
2015
2016
2017
2018
2019
2020

	1997 Daily Ave.	1998 Daily Ave.	1999 Daily Ave.	2000 Daily Ave.	2001 Daily Ave.	2002 Daily Ave.	2003 Daily Ave.	2004 Daily Ave.	2005 Daily Ave.	2006 Daily Ave.	2007 Daily Ave.	2008 Daily Ave.	2009 Daily Ave.	2010 Daily Ave.	2011 Daily Ave.	2012 Daily Ave	2013 Daily Ave	2014 Daily Ave	2015 Daily Ave	2016 Daily Ave.	2017 Daily Ave.	2018 Daily Ave.	2019 Daily Ave.	2020 Daily Ave.	Total Total Ave.
Jan.	440	353	456	405	427	412	397	388	448	398	429	403	406	371	423	413	429	385	364	389	414	375	387	416	**405**
Feb.	441	395	463	436	444	392	402	373	390	341	396	391	388	405	419	397	406	344	333	333	289	341	328	395	**385**
March	373	395	397	386	447	389	359	361	365	375	333	354	345	407	414	330	412	350	329	338	301	357	359	186	**361**
1st Qtr. Ave.	**418**	**381**	**439**	**409**	**439**	**398**	**386**	**374**	**401**	**371**	**386**	**383**	**380**	**394**	**419**	**380**	**416**	**360**	**342**	**353**	**335**	**358**	**358**	**332**	**384**
April	233	240	250	279	267	274	206	243	227	235	294	267	281	253	293	280	306	267	253	282	270	283	266	0	**252**
May	162	187	167	219	223	222	194	237	219	208	230	221	218	224	263	244	250	220	248	247	272	230	259	80	**218**
June	266	326	287	295	257	276	241	288	260	234	244	241	261	240	243	213	226	217	236	245	372	225	227	112	**251**
2nd Qtr. Ave.	**220**	**251**	**235**	**264**	**249**	**257**	**214**	**256**	**235**	**225**	**256**	**243**	**253**	**239**	**266**	**246**	**261**	**235**	**246**	**258**	**305**	**246**	**251**	**96**	**242**
July	306	301	329	276	292	305	251	316	266	250	240	237	234	150	260	213	205	185	228	204	359	212	242	160	**251**
Aug.	248	261	261	265	238	259	222	256	237	256	240	209	222	226	239	232	208	219	223	232	284	213	220	143	**234**
Sept.	192	189	183	200	184	210	175	215	184	192	185	204	190	203	202	185	180	209	205	223	208	184	132	138	**191**
3rd Qtr. Ave.	**249**	**250**	**258**	**247**	**238**	**258**	**216**	**262**	**229**	**233**	**222**	**217**	**215**	**193**	**234**	**210**	**198**	**204**	**219**	**220**	**284**	**203**	**198**	**147**	**225**
Oct.	234	243	234	251	225	234	201	218	214	247	236	228	250	230	223	255	251	245	235	250	261	286	267	0	**230**
Nov.	297	321	343	331	305	310	296	312	313	307	306	306	274	342	323	308	316	312	295	311	327	322	330	0	**300**
Dec.	291	331	329	294	344	309	301	390	338	327	308	330	316	387	354	310	333	331	319	350	305	333	334	0	**315**
4th Qtr. Ave.	**274**	**298**	**302**	**292**	**291**	**284**	**266**	**307**	**288**	**293**	**283**	**288**	**280**	**320**	**300**	**291**	**300**	**296**	**283**	**304**	**298**	**314**	**310**	**0**	**292**
Summer Ave*	**273**	**296**	**292**	**279**	**262**	**280**	**238**	**287**	**254**	**247**	**241**	**229**	**239**	**205**	**247**	**219**	**213**	**207**	**229**	**227**	**338**	**217**	**230**	**138**	**248**
Ave. per year.	**290**	**295**	**308**	**303**	**304**	**299**	**270**	**300**	**288**	**281**	**287**	**283**	**282**	**287**	**305**	**282**	**294**	**274**	**272**	**284**	**305**	**280**	**279**	**136**	**289**

*** June, July & August**

Recreation Ctr/Leisure Services Revenue

1st Quarter Revenue (July - Sept)

Fiscal Year	Totals	Memberships	Daily Adm.	Punch Card	Room & Fac. Rental	Misc	Programs	Theatre
F.Y. 10-11	$ 62,822	$ 49,058	$ 2,588	$ 1,948	$ 3,600	$ 5,628	$ 38,880	$ 1,903
F.Y. 11-12	$ 72,102	$ 49,808	$ 9,505	$ 3,131	$ 3,605	$ 6,053	$ 50,862	$ 2,566
F.Y. 12-13	$ 69,949	$ 53,082	$ 4,751	$ 2,783	$ 4,820	$ 4,513	$ 47,721	$ 3,975
F.Y. 13-14	$ 71,932	$ 58,073	$ 5,247	$ -	$ 3,573	$ 5,039	$ 40,097	$ 7,051
F.Y. 14-15	$ 73,555	$ 60,638	$ 5,304	$ -	$ 2,570	$ 5,043	$ 49,158	$ 5,042
F.Y. 15-16	$ 76,972	$ 62,304	$ 6,177	$ -	$ 2,910	$ 5,581	$ 32,503	$ 3,738
F.Y. 16-17	$ 79,688	$ 65,443	$ 4,858	$ -	$ 4,060	$ 5,327	$ 46,282	$ 4,185
F.Y. 17-18	$ 89,590	$ 72,512	$ 6,058		$ 5,249	$ 5,771	$ 53,797	$ 3,340
F.Y. 18-19	$ 79,786	$ 63,436	$ 5,815	$ -	$ 4,418	$ 6,117	$ 28,553	$ 2,490
F.Y. 19-20	$ 96,224	$ 76,089	$ 8,149	$ -	$ 5,300	$ 6,686	$ 31,116	$ 8,261

2nd Quarter Revenue (Oct - Dec)

Fiscal Year	Totals	Memberships	Daily Adm.	Punch Card	Room & Fac. Rental	Misc	Programs	Theatre
F.Y. 10-11	$ 98,002	$ 79,358	$ 4,664	$ 6,602	$ 4,140	$ 3,238	$ 30,180	$ 1,500
F.Y. 11-12	$ 92,922	$ 74,592	$ 4,212	$ 575	$ 3,560	$ 9,983	$ 22,376	$ 1,305
F.Y. 12-13	$ 95,377	$ 75,394	$ 4,696	$ 5,059	$ 3,170	$ 7,058	$ 24,396	$ 875
F.Y. 13-14	$ 97,944	$ 74,099	$ 6,588	$ -	$ 6,752	$ 10,505	$ 21,061	$ 550
F.Y. 14-15	$ 96,268	$ 78,508	$ 7,110	$ -	$ 1,930	$ 8,720	$ 20,725	$ 1,200
F.Y. 15-16	$ 94,819	$ 77,424	$ 6,050	$ -	$ 4,800	$ 6,545	$ 19,195	$ 4,043
F.Y. 16-17	$ 103,595	$ 87,652	$ 7,020	$ -	$ 2,307	$ 6,616	$ 17,107	$ 1,755
F.Y. 17-18	$ 109,640	$ 86,772	$ 9,221	$ -	$ 6,090	$ 7,557	$ 15,969	$ 8,078
F.Y. 18-19	$ 114,753	$ 92,149	$ 11,578	$ -	$ 2,601	$ 8,425	$ 11,861	$ 1,305
F.Y. 19-20	$ 122,071	$ 99,293	$ 10,091	$ -	$ 4,090	$ 8,597	$ 15,195	$ 3,660

3rd Quarter Revenue (Jan - Mar)

Fiscal Year	Total Revenue	Memberships	Daily Adm.	Punch Card	Room & Fac. Rental	Misc	Programs	Theatre
F.Y. 10-11	$ 104,521	$ 69,781	$ 13,660	$ 6,696	$ 4,585	$ 9,799	$ 59,059	$ 360
F.Y. 11-12	$ 103,865	$ 76,485	$ 8,541	$ 5,827	$ 4,705	$ 8,307	$ 51,247	$ 660
F.Y. 12-13	$ 109,432	$ 81,470	$ 10,275	$ -	$ 7,248	$ 10,439	$ 53,306	$ 1,240
F.Y. 13-14	$ 113,465	$ 79,804	$ 18,481	$ -	$ 6,443	$ 8,737	$ 59,196	$ 980
F.Y. 14-15	$ 96,378	$ 75,237	$ 9,721	$ -	$ 3,495	$ 7,925	$ 74,710	$ 1,275
F.Y. 15-16	$ 105,032	$ 81,793	$ 10,656	$ -	$ 2,160	$ 10,423	$ 89,478	$ 970
F.Y. 16-17	$ 100,971	$ 81,167	$ 11,937	$ -	$ 130	$ 7,737	$ 64,122	$ -
F.Y. 17-18	$ 137,224	$ 109,152	$ 12,547	$ -	$ 3,273	$ 12,252	$ 65,636	$ -
F.Y. 18-19	$ 142,101	$ 114,493	$ 13,190	$ -	$ 3,648	$ 10,770	$ 47,723	$ 450
F.Y. 19-20	$ 139,425	$ 112,175	$ 11,683	$ -	$ 4,128	$ 11,439	$ 23,130	$ 1,630

4th Quarter Revenue (Apr - Jun)

Fiscal Year	Totals	Memberships	Daily Adm.	Punch Card	Room & Fac. Rental	Misc	Programs	Theatre
F.Y. 10-11	$ 97,360	$ 72,138	$ 4,680	$ 4,438	$ 4,243	$ 11,861	$ 54,408	$ 3,406
F.Y. 11-12	$ 108,692	$ 80,108	$ 15,433	$ 3,598	$ 2,032	$ 7,521	$ 52,816	$ 5,106
F.Y. 12-13	$ 106,365	$ 81,034	$ 16,158	$ -	$ 2,954	$ 6,219	$ 51,543	$ 530
F.Y. 13-14	$ 104,287	$ 86,500	$ 7,652	$ -	$ 2,692	$ 7,443	$ 54,170	$ 695
F.Y. 14-15	$ 108,709	$ 80,703	$ 16,057	$ -	$ 4,290	$ 7,659	$ 53,453	$ 140
F.Y. 15-16	$ 110,500	$ 79,939	$ 19,778	$ -	$ 3,030	$ 7,753	$ 39,468	$ 365
F.Y. 16-17	$ 109,730	$ 68,075	$ 30,576	$ -	$ 1,590	$ 9,489	$ 27,956	$ 280
F.Y. 17-18	$ 83,919	$ 68,974	$ 7,785	$ -	$ 1,245	$ 5,915	$ 26,704	$ 820
F.Y. 18-19	$ 109,478	$ 86,683	$ 10,607	$ -	$ 3,930	$ 8,258	$ 39,177	$ 140
F.Y. 19-20	$ 30,033	$ 26,216	$ 720	$ -	$ 390	$ 2,707	$ 5,777	$ 860

Total Year Comparisons

Fiscal Year	Totals	Memberships	Daily Adm.	Punch Card	Room Rental	Misc	Programs	Theatre
F.Y. 10-11	$ 362,705	$ 270,335	$ 25,592	$ 19,684	$ 16,568	$ 30,526	$ 182,527	$ 7,169
F.Y. 11-12	$ 377,581	$ 280,993	$ 37,691	$ 13,131	$ 13,902	$ 31,864	$ 177,301	$ 9,637
F.Y. 12-13	$ 381,123	$ 290,980	$ 35,880	$ 7,842	$ 18,192	$ 28,229	$ 176,966	$ 6,620
F.Y. 13-14	$ 387,628	$ 298,476	$ 37,968	$ -	$ 19,460	$ 31,724	$ 174,524	$ 9,276
F.Y. 14-15	$ 374,910	$ 295,086	$ 38,192	$ -	$ 12,285	$ 29,347	$ 198,046	$ 7,657
F.Y. 15-16	$ 387,323	$ 301,460	$ 42,661	$ -	$ 12,900	$ 30,302	$ 180,644	$ 9,116
F.Y. 16-17	$ 393,984	$ 302,337	$ 54,391	$ -	$ 8,087	$ 29,169	$ 155,467	$ 6,220
F.Y. 17-18	$ 420,373	$ 337,410	$ 35,611	$ -	$ 15,857	$ 31,495	$ 162,106	$ 12,238
F.Y. 18-19	$ 446,118	$ 356,761	$ 41,190	$ -	$ 14,597	$ 33,570	$ 127,314	$ 4,385
F.Y. 19-20	$ 387,753	$ 313,773	$ 30,643	$ -	$ 13,908	$ 29,429	$ 75,218	$ 14,411

ORDINANCE NO. _____

AN ORDINANCE AMENDING THE CITY OF CARROLL'S CITY ENTERPRISE FEES AND CHARGES

BE IT enacted by the City Council of the City of Carroll, Iowa;

SECTION 1. The City Council for the City of Carroll, Iowa, repeals Chapter 114 of the Carroll City Code and is replaced with the following:

114.01 - CARROLL FAMILY AQUATIC CENTER
(Effective January 1, 2021)

Family	$200.00
Caregiver	$30.00
Single	$100.00
Bulk Rate	$475.00
Daily Admission	$7.00

114.02 – GOLF COURSE FEES AND CHARGES
(Effective January 1, 2021)

MEMBERSHIPS

	1-1-21
Family-Annual	$820.00
Adult-Annual	$534.00
Senior-Annual	$481.00
Senior Couple	$738.00
Student - Annual	$244.00

GREEN FEES

	WEEKDAYS	WEEKENDS
9 Holes	$17.00	$20.00
18 Holes	$27.50	$32.00

GOLF CART RENTALS

	WEEKDAYS	WEEKENDS
9 Holes	$10.00	$12.50
18 Holes	$20.00	$25.00
Seasonal	$495.00	

TRAIL FEES

9 Holes	$5.00
18 Holes	$7.50
Annual	$200.00

The City Council does authorize the Director of Parks and Recreation to adjust green fees or allow specials to encourage more rounds of golf.

114.03 CARROLL RECREATION CENTER FEES AND CHARGES

(Effective January 1, 2021)

Annual Rates

Family	$474.00
Single Parent	$420.00
Adult	$240.00
College Student	$216.00
Youth	$168.00
Senior	$216.00
Senior Couple	$378.00
24 Hour Access	$120.00*

*Only available with annual membership

Monthly Regular Rates

Family	$52.00
Single Parent	$49.00
Adult	$33.00
College Student	$31.00
Youth	$25.00
Senior	$31.00
Senior Couple	$47.00
24 Hour Access	$20.00/per month**

**Only available with above monthly membership.

Monthly Low Income Rates

Family	$19.75
Single Parent	$17.50
Adult	$10.00
College Student	$9.00
Youth	$7.00
Senior	$9.00
Senior Couple	$15.75
24 Hour Access	$20.00/per month***

***Only available with above monthly membership.

Daily Admission

Adult $9.00 Youth $6.00

Unlimited Fitness Pass

Member	$420.00 Annual $45.00 Monthly	$35.00 PAMP
Non-Member	$750.00 Annual	$62.50 PAMP

Fitness Punch Card

10 punches $40.00 Member
10 punches $50.00 Non-Member

Flex & Stretch/ Aquasthenics/Stretch & Strenghten Fitness Classes

Member
$20.00 Month
$25.00 – 10 punch card
Non-Member
$30.00 – Month
$35.00 – 10 punch card

The City Council does authorize the Director of Parks and Recreation to adjust rates or fees or allow specials to encourage more memberships and activities at the Carroll Recreation Center.

SECTION 2. REPEALER. All ordinances or parts of ordinances in conflict with the provisions of this ordinance are hereby repealed.

SECTION 3. SEVERABILITY CLAUSE. If any section, provisions of part of this ordinance shall be adjudged invalid or unconstitutional such adjudication shall not affect the validity of the ordinance as a whole or any section, provision or part thereof not adjudged invalid or unconstitutional.

SECTION 4. WHEN EFFECTIVE. This ordinance shall be in effect from and after its final passage, approval and publication as provided by law.

Passed and approved this _____ day of October, 2020

CITY COUNCIL OF THE
CITY OF CARROLL, IOWA

_____

Eric P. Jensen, Mayor

ATTEST:

_____
Laura A. Schaefer, City Clerk

I certify that the foregoing was published as Ordinance No. _____ on the _____ day of _____, 2020.

_____
Laura A. Schaefer, City Clerk

City of Carroll

112 E. 5th Street Carroll, Iowa 51401-2799 (712) 792-1000 FAX: (712) 792-0139

MEMO TO: Mike Pogge-Weaver, City Manager MSP-W

FROM: Jack Wardell, Director of Parks and Recreation JW

DATE: October 16, 2020

SUBJECT: Memo to Council - Proposed Cemetery Rates
- Resolution

The rates were last adjusted in May 2011 and 2013. The only change in 2013 was Adult weekend charges changed from $550.00 to $650.00 otherwise all other rates have not been changed since 2011. Below is a chart showing the current and recommended rates.

Resolution No. 1158

Lot Fees:		Current	Proposed
	Babyland	$325.00	$350.00
	Flush	$200.00	$200.00
	Upright	$500.00	$525.00

		Current		Proposed	
Opening and Closing		Mon-Fri	Weekends	Mon-Fri	Weekends
	Adult	$450.00	$650.00	$500.00	$700.00
	Child (0-5)	$225.00	$350.00	$250.00	$375.00
	Cremations	$225.00	$350.00	$250.00	$375.00
		Mon-Fri	Weekends	Mon-Fri	Weekends
Disinterment		$600.00	$800.00	$650.00	$900.00

Staff will be reviewing and comparing our cemetery rates with other communities in Iowa. In general, Carroll has been below the average price for these services. These recommended rates will bring our rates closer to the rates being charged by the other cities, but will still be below the average of many cities. Rates have not changed since 2011 and 2013, personnel and most other expenses have increased so the City should offset some of the expenses by rate increases.

History of Revenue vs. Expenses:

Cemetery	Revenue	Expenses	Personnel	Services & Commodities	Capital	Deficit
F.Y. 01-02	$ 31,203	$ 72,576	$ 50,813	$ 10,623	$ 11,140	$ (41,373)
F.Y. 02-03	$ 29,624	$ 73,943	$ 61,216	$ 12,727	$ -	$ (44,319)
F.Y. 03-04	$ 27,816	$ 87,364	$ 68,999	$ 14,466	$ 3,899	$ (59,548)
F.Y. 04-05	$ 51,293	$ 93,024	$ 72,589	$ 7,135	$ 13,300	$ (41,731)
F.Y .05-06	$ 40,770	$ 125,302	$ 75,629	$ 11,972	$ 37,701	$ (84,532)
F.Y. 06-07	$ 41,517	$ 112,823	$ 81,815	$ 18,719	$ 12,289	$ (71,306)
F.Y. 07-08	$ 46,341	$ 146,277	$ 82,417	$ 20,626	$ 43,234	$ (99,936)
F.Y. 08-09	$ 50,926	$ 119,635	$ 87,519	$ 17,895	$ 14,221	$ (68,709)
F.Y. 09-10	$ 36,321	$ 104,890	$ 83,236	$ 19,914	$ 1,740	$ (68,569)
F.Y. 10-11	$ 52,809	$ 104,034	$ 88,081	$ 15,953	$ -	$ (51,225)
F.Y. 11-12	$ 54,665	$ 130,620	$ 99,132	$ 18,529	$ 12,959	$ (75,955)
F.Y. 12-13	$ 45,282	$ 109,728	$ 94,469	$ 15,259	$ -	$ (64,446)
F.Y. 13-14	$ 59,920	$ 122,837	$ 104,063	$ 18,495	$ 279	$ (62,917)
F.Y. 14-15	$ 53,630	$ 125,330	$ 103,389	$ 17,214	$ 4,727	$ (71,700)
F.Y. 15-16	$ 55,156	$ 137,320	$ 108,733	$ 15,937	$ 12,650	$ (82,164)
F.Y. 16-17	$ 66,878	$ 160,815	$ 115,998	$ 17,849	$ 26,968	$ (93,937)
F.Y. 17-18	$ 54,984	$ 132,176	$ 114,219	$ 17,957	$ -	$ (77,192)
F.Y. 18-19	$ 58,392	$ 146,561	$ 89,356	$ 50,836	$ 6,369	$ (88,169)
F.Y. 19-20	$ 49,126	$ 98,071	$ 78,772	$ 19,298	$ -	$ (48,945)
Totals	$ 906,653	$ 2,105,255	$ 1,660,445	$ 341,404	$ 201,476	$ (1,247,728)

RECOMMENDATION: For the Mayor and Council consideration and approval of the proposed rates effective January 1, 2021.

RESOLUTION NO. _____

RESOLUTION AUTHORIZING FEES AND CHARGES FOR THE CITY CEMETERY

WHEREAS, Chapter 115 of the proposed City of Carroll, Code of Ordinances, allows the City Council to establish fees and charges for the City Cemetery; and

WHEREAS, the City Council desires to establish fees and charges for the City Cemetery pursuant to the proposed City of Carroll, Code of Ordinances; and

WHEREAS, the City Council establishes the following fees and charges for the City Cemetery:

Lot Fees:		
Babyland	$350.00	
Flush	$200.00	
Upright	$525.00	
Opening & Closing Charges:	Mon-Fri	Weekends
Adult	$500.00	$700.00
Child (0-5)	$250.00	$350.00
Cremations	$250.00	$350.00
Disinterment Charges:	Mon-Fri	Weekends
	$600.00	$800.00

WHEREAS, the Council deems the above-stated fees and charges to be appropriate and in its best interest; and

NOW, THEREFORE, BE IT RESOLVED that the above-stated fees and charges for the City Cemetery be authorized and approved, and this Resolution and approved fees and charges shall become effective upon the publication of the Ordinance approving the City's Code of Ordinances as required by law.

Passed and Adopted on this _____ day of October, 2020.

CITY COUNCIL OF THE
CITY OF CARROLL, IOWA

By:_____
Eric P. Jensen, Mayor

ATTEST:

_____
Laura A. Schaefer, City Clerk

City of Carroll

112 E. 5th Street Carroll, Iowa 51401-2799 (712) 792-1000 FAX: (712) 792-0139

MEMO TO: Mike Pogge-Weaver, City Manager MPW

FROM: Jack Wardell, Director of Parks and Recreation JW

DATE: October 16, 2020

SUBJECT: Cemetery Ordinance Change – Chapter 115

The current Chaper 115 – Cemetery Ordinace states:

115.11 ADDITIONAL REGULATIONS. The interment of bodies and maintenance of graves shall be under the following restrictions:

1. Placement. All bodies shall be so interred to lie wholly within bounds of the space.
2. Excavations. All excavations are to be performed by the Sexton or such other authorized person as he may direct.
3. Grade. Grade of the space shall not be altered and enclosures to define the space and mounds over the grave are prohibited.
4. Appurtenances. Iron or wire work, arches and seats, are prohibited except by written permission of Council. Vases are permitted only when placed in line with the markers.
5. Family Memorials. Family memorials are allowed only on four spaces or larger, except by special written permission of the Council, and shall be of approved or certified granite or stone.
6. Burial Vaults. Nothing less than an earth-bearing cement, metal or fiberglass box may be used except for babies buried in Babyland.
7. Cremation Burials. Cremation burials shall be allowed on a space. No more than ~~two (2)~~ **four (4)** cremation burials shall be allowed on one space, or one ~~burial vault and one cremation burial on the same space~~ burial vault and four cremation burial on the same space.
8. Other. Such other rules and regulations as are promulgated by the Council, or delegated to the City Manager, by the Council.

RECOMMENDATION: For the Mayor and City Council consideration of passage of the attached Ordinance amending Chapter 115 - Cremation Burials.

ORDINANCE NO. _____

AN ORDINANCE AMENDING THE CODE OF ORDINANCES OF THE CITY OF CARROLL, IOWA, BY AMENDING PROVISIONS PERTAINING TO CEMETERY

BE IT ENACTED by the City Council of the City of Carroll, Iowa:

SECTION 1. SECTION MODIFIED. Section 115.11 of the Code of Ordinances of the City of Carroll, Iowa, is repealed and the following adopted in lieu thereof:

7. Cremation Burials. Cremation burials shall be allowed on a space. No more than four (4) cremation burials shall be allowed on one space, or one burial vault and four cremation burial on the same space.

SECTION 2. SEVERABILITY CLAUSE. If any section, provision, or part of this ordinance shall be adjudged invalid or unconstitutional, such adjudication shall not affect the validity of the ordinance as a whole or any section, provision, or part thereof not adjudged invalid or unconstitutional.

SECTION 3. WHEN EFFECTIVE. This ordinance shall be in effect from and after its final passage, approval, and publication as provided by law for permits issued and work performed on those cremation burials on or after December 1, 2020.

Passed by the Council the _____ day of _____, 2020 and approved this _____ day of _____, 2020.

CITY COUNCIL OF THE
CITY OF CARROLL, IOWA

By: _____
Eric P. Jensen, Mayor

ATTEST:

By: _____
Laura A. Schaefer, City Clerk

First Reading: _____

Second Reading: _____

Third Reading: _____

I certify that the foregoing was published as Ordinance No. _____ on the _____ day of _____, 2020.

_____
Laura A. Schaefer, City Clerk

City of Carroll

112 E. 5th Street Carroll, Iowa 51401-2799 (712) 792-1000 FAX: (712) 792-0139

MEMO TO: Mike Pogge-Weaver, City Manager MJP

FROM: Jack Wardell, Director of Parks and Recreation JW

DATE: October 16, 2020

SUBJECT: New Policy #821 Cemetery Grave Decorations

Currently, there is no written policy in place to give staff direction and authority when discussing with families the placement of flowers, memorials or other items on or near the headstone. Attached to the memorandum is the proposed new policy that would take effect immediately. Current landscaping will be grandfathered in but once the cemetery staff determines the landscaping is dead, they can remove the item(s). This is the same policy reviewed at the work session on October 12, 2020.



RECOMMENDATION: For the Mayor and City Council consideration and approval of the attached Policy #821 – Cemetery Grave Decorations.

RESOLUTION NO. _____

A RESOLUTION APPROVING AN ADDITIONAL POLICY NO. 821 – CEMETERY GRAVE DECORATIONS

WHEREAS, there is currently no written policy in place regarding cemetery grave decorations, and;

WHEREAS, the City of Carroll is desirous of establishing guidelines for the public in regards to the decorations of graves at the Carroll Cemetery, and;

WHEREAS, the City Council of the City of Carroll, Iowa, finds that adding Policy No. 0821 – Cemetery Grave Decorations to the Policies and Procedures Manual is acceptable and should, therefore, be approved.

NOW, THEREFORE, BE IT RESOLVED by the City Council of the City of Carroll, Iowa, that Policy No. 821 – Cemetery Grave Decorations is approved and added to the Policies and Procedures Manual.

PASSED AND APPROVED this 26th day of October, 2020.

CITY COUNCIL OF THE
CITY OF CARROLL, IOWA

_____
Eric P. Jensen, Mayor

Attest:

_____
Laura A. Schaefer, City Clerk

CITY OF CARROLL

POLICIES AND PROCEDURES MANUAL

Subject **Cemetery Grave Decorations**		Policy No. 0821
Responsible Division(s), Office(s) **Parks & Recreation Department**		Related Policies & Procedures
Effective/Revision Date	Approval(s)	

Purpose: To establish guidelines for the public in regards to the decoration of graves at the Carroll Cemetery. The City realizes the survivors of deceased loved ones have a desire to decorate the graves of those loved ones at various times throughout the year. The City also recognizes it has a responsibility to maintain the cemetery in an orderly and efficient manner. In order to provide an opportunity to meet both of these purposes the City hereby sets out the following policy.

1. Permanent gravesite decorations are permitted all year. However, they must be placed on the stone monument or concrete pads in line with the monuments. Permanent decorations must be protected from the City's mechanical maintenance devices (i.e. mowers and weed eaters) by placing them in concrete or metal containers. The City will not be held responsible for decorations that may be removed by cemetery personnel or damaged by maintenance devices when decorations are placed incorrectly.
2. Temporary gravesite decorations are prohibited except for the following times:
   - The two (2) weeks prior and following the internment to allow cemetery personnel to maintain the grounds.
   - For the Memorial Day holiday, and for a period of two (2) weeks prior and following the holiday. Cemetery personnel will begin removing decorations on the Tuesday following the second Monday after Memorial Day.
   - The period between Thanksgiving and March 1st. Removal of decorations may begin on March 2nd.
3. Glass containers such as vases and jars are never permitted as they present a danger.
4. Fresh flowers that have withered and died may be removed by Cemetery personnel at any time.

5. Any plant, shrub or tree in an area around the stone and not on the stone or on the concrete pad for the monument can be removed by the City for purposes of burial of the vault or urn. Also, if work is needed for the safety of the visitors or City staff.
6. No planting of any type of plant material, digging or disturbing the sod within the cemetery will be permitted. Any plants, shrubs and/or trees planted as of September 1, 2020 and in good health may remain. However, once the City has determined any plant material has withered, it will be removed by City personnel and not replaced by the owner.
7. In the event that interment spaces or memorials are damaged or defaced by acts of vandalism the city is not responsible for the damage.

Carroll CITY CEMETERY



CONTACT INFORMATION

Jake Bruggeman, Cemetery Sexton

618 S. Grant Rd.

Office Hours:

Monday - Friday

7:00 a.m. - 4:00 p.m.

Telephone Number:

712-792-1564

Fax Number:

712-792-0139

Email:

cemetery@ci.carroll.ia.us

CARROLL CITY CEMETERY HISTORY

The Carroll Municipal Cemetery is a 40 acre park with one full time Sexton and a few part time staff from spring through the fall.

Unfortunately there are not accurate records of the first burial at the City Cemetery but there is evidence that some of the early burials were during the 1860's.

On October 7, 1970 the City of Carroll and the Catholic Cemetery Association entered into an agreement for the City of Carroll to own the land that was formally the Catholic Association Cemetery. This land is west of the black rod iron fence along Grant Road.

CARROLL CITY CEMETERY RULES

1. Permanent gravesite decorations are permitted all year. However, they must be placed on the stone monument or concrete pads in line with the monuments. Permanent decorations must be protected from the City's mechanical maintenance devices (i.e. mowers and weed eaters) by placing them in concrete or metal containers. The City will not be held responsible for decorations that may be removed by cemetery personnel or damaged by maintenance devices when decorations are placed incorrectly.
2. Temporary gravesite decorations are prohibited except for the following times:
   - The two (2) weeks prior and following the internment to allow cemetery personnel to maintain the grounds.
   - For the Memorial Day holiday, and for a period of two (2) weeks prior and following the holiday. Cemetery personnel will begin removing decorations on the Tuesday following the second Monday after Memorial Day.
   - The period between Thanksgiving and March 1st. Removal of decorations may begin on March 2nd
3. Glass containers such as vases and jars are never permitted as they present a danger.
4. Fresh flowers that have withered and died may be removed by Cemetery personnel at any time.
5. Any plant, shrub or tree in an area around the stone and not on the stone or on the concrete pad for the monument can be removed by the City for purposes of burial of the vault or urn. Also if work is needed for the safety of the visitors or City staff.
6. No planting of any type of plant material, digging or disturbing the sod within the cemetery will be permitted. Any plants, shrubs and/or trees planted as of September 1, 2020 and in good health may remain. However, once the City has determined any plant material has withered, it will be removed by City personnel and not replaced by the owner.
7. In the event that interment spaces or memorials are damaged or defaced by acts of vandalism the City is not responsible for the damage.

BURIAL ARRANGEMENTS

For interments please contact the Cemetery Sexton at 712-792-1564

All payments for interments must be made prior to the service or at the time of the interment.

CEMETERY PLOT FEES (eff. 1/1/21):

Upright Monument: **$525.00**

Flush Monument: **$200.00**

Babyland: **$350.00**

A $5.00 audit fee will be charged for each deed issued

GRAVE OPENING AND CLOSING FEES (eff. 1/1/21):

Child (up to the age of five):

Regular Operating Hours: **$250.00**

Saturday, Sunday, Holidays and any time outside of the regular cemetery operating hours: **$375.00**

Adult:

Regular Operating Hours: **$500.00**

Saturday, Sunday, Holidays and any time outside of the regular cemetery operating hours: **$700.00**

Cremation:

Regular Operating Hours: **$250.00**

Saturday, Sunday, Holidays and any time outside of the regular cemetery operating hours: **$375.00**

Disinterment:

Regular Operating Hours: **$650.00**

Saturday, Sunday, Holidays and any time outside of the regular cemetery operating hours: **$900.00**